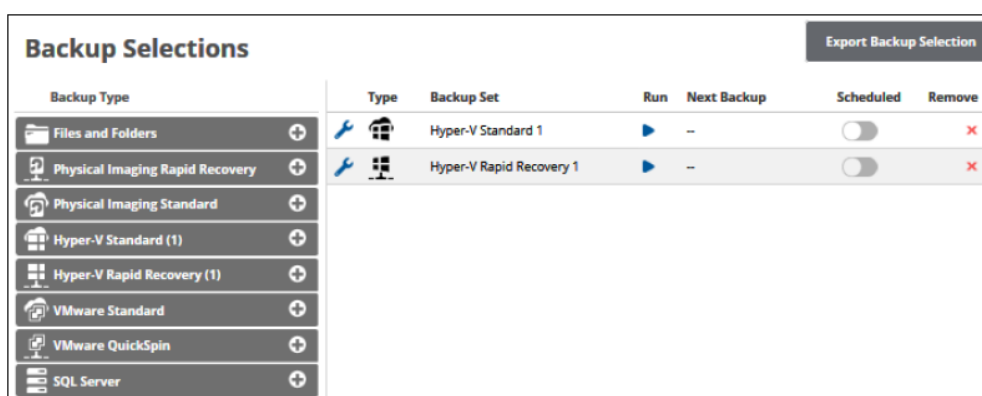


Removing SQL Server Backup Sets

<https://campus.barracuda.com/doc/14165/>


To remove a SQL Server backup set, perform the following steps.

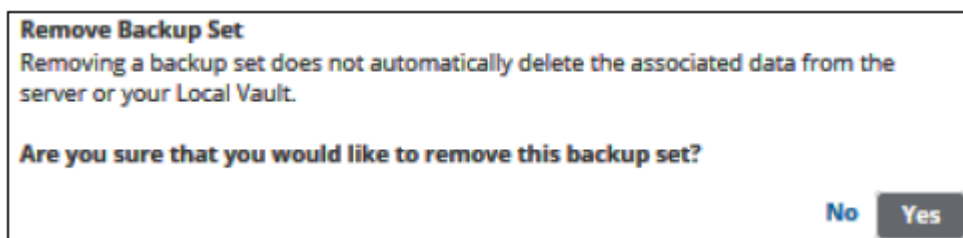
1. Navigate to the Backup Selections page. See [Backing Up a SQL Server](#) for instructions. The Backup Selections page is displayed.



The screenshot shows the 'Backup Selections' page. On the left is a sidebar with 'Backup Type' categories: Files and Folders, Physical Imaging Rapid Recovery, Physical Imaging Standard, Hyper-V Standard (1), Hyper-V Rapid Recovery (1), VMware Standard, VMware QuickSpin, and SQL Server. The main area is a table with columns: Type, Backup Set, Run, Next Backup, Scheduled, and Remove. Two rows are visible: 'Hyper-V Standard 1' and 'Hyper-V Rapid Recovery 1'. Both have a blue play icon in the 'Run' column, a dash in the 'Next Backup' column, a toggle switch in the 'Scheduled' column, and a red 'X' icon in the 'Remove' column. An 'Export Backup Selection' button is in the top right corner.

Backup Type	Type	Backup Set	Run	Next Backup	Scheduled	Remove
Files and Folders		Hyper-V Standard 1		--	<input type="checkbox"/>	
Physical Imaging Rapid Recovery		Hyper-V Rapid Recovery 1		--	<input type="checkbox"/>	
Physical Imaging Standard						
Hyper-V Standard (1)						
Hyper-V Rapid Recovery (1)						
VMware Standard						
VMware QuickSpin						
SQL Server						

2. At the relevant backup set row, click the remove icon  to remove the backup set. The confirmation pop-up is displayed.



3. Click **Yes**.
The backup set is removed.

Figures

1. image2019-7-16 14:58:23.png
2. image2019-7-16 14:58:51.png
3. image2019-7-16 14:59:38.png

© Barracuda Networks Inc., 2025 The information contained within this document is confidential and proprietary to Barracuda Networks Inc. No portion of this document may be copied, distributed, publicized or used for other than internal documentary purposes without the written consent of an official representative of Barracuda Networks Inc. All specifications are subject to change without notice. Barracuda Networks Inc. assumes no responsibility for any inaccuracies in this document. Barracuda Networks Inc. reserves the right to change, modify, transfer, or otherwise revise this publication without notice.