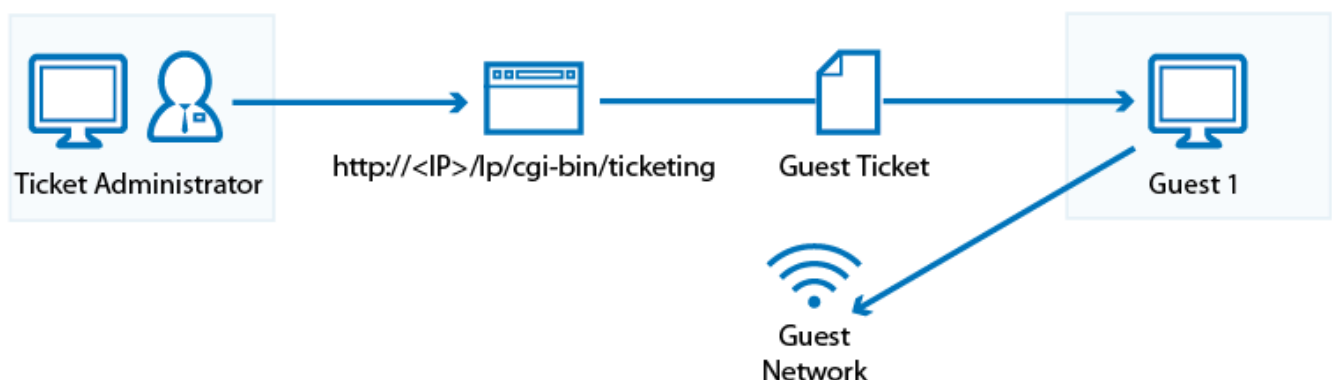


## How to Manage Guest Tickets - User's Guide

<https://campus.barracuda.com/doc/29327822/>

If you are a ticketing administrator, you can create tickets in the Barracuda NextGen Firewall X-Series ticketing web interface to let guests temporarily access your network.

Tickets assign guests with a username and password that expire after a preset amount of time. After tickets expire, they are automatically deleted.



### Before You Begin

Get the following information from the X-Series Firewall administrator:

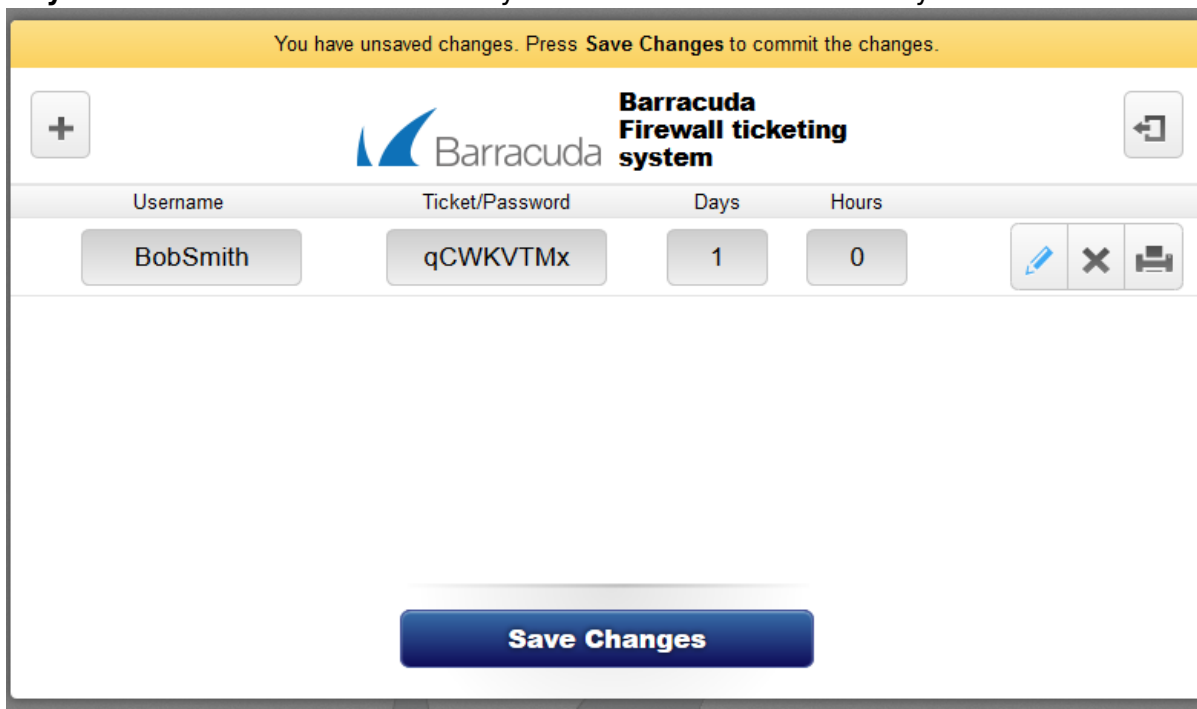
- The IP address of the ticketing web interface (e.g., 192.168.223.1)
- The username and password for the ticket administrator
- (Wi-Fi only) The SSID and passphrase for the Wi-Fi network

### Create a Ticket

To create a guest ticket:

1. In a browser, go to: *http://IP address for the ticketing web interface/lp/cgi-bin/ticketing*
2. Log in with the username and password for the ticketing administrator.
3. Click the plus sign (+).
4. Enter the following information for the guest user:
  - **Username** – A descriptive username (e.g., BobSmith).
  - **Password** – A password.

- **Days** and **Hours** – The number of days and hours that the ticket stays valid.



Username	Ticket/Password	Days	Hours
BobSmith	qCWKVTMx	1	0

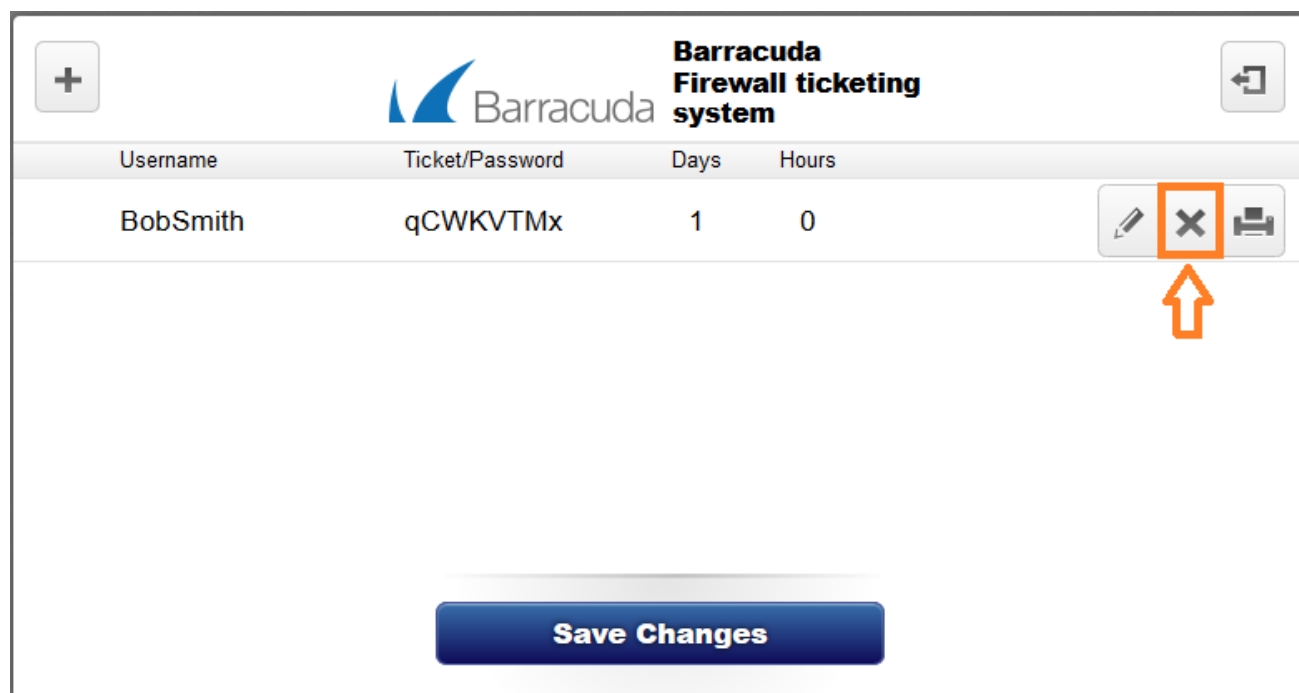
**Save Changes**

5. Click **Save Changes**.

## Delete a Guest Ticket

To delete a guest ticket before it expires:

1. In a browser, go to: `http://IP address for ticketing web interface/lp/cgi-bin/ticketing`
2. Next to the ticket that you want to delete, click the **X** symbol.





## Print Ticket Information for Guests

To give guests their username and password for accessing the network, you can print their ticket information. The printed information also specifies when the ticket expires.


To print the information for a guest ticket, click the printer symbol next to it.




If your guests are accessing a Wi-Fi network, you must also give them the SSID and passphrase for the network.






**Barracuda**  
**Firewall ticketing**  
**system**



Username	Ticket/Password	Days	Hours	
BobSmith	qCWKVTMx	1	0	<div></div>



**Save Changes**

## Figures

1. guest\_ticket\_admin.png
2. ticket\_admin\_2.PNG
3. ticket\_admin\_delete.PNG
4. ticket\_admin\_print.PNG

© Barracuda Networks Inc., 2024 The information contained within this document is confidential and proprietary to Barracuda Networks Inc. No portion of this document may be copied, distributed, publicized or used for other than internal documentary purposes without the written consent of an official representative of Barracuda Networks Inc. All specifications are subject to change without notice. Barracuda Networks Inc. assumes no responsibility for any inaccuracies in this document. Barracuda Networks Inc. reserves the right to change, modify, transfer, or otherwise revise this publication without notice.