

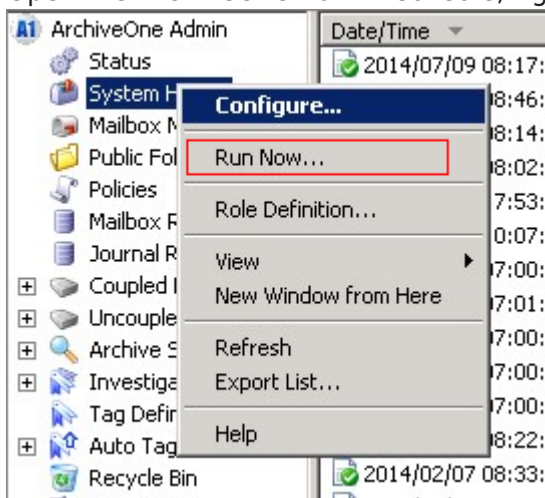
## How to Manually Run the System Health Report

<https://campus.barracuda.com/doc/43221340/>

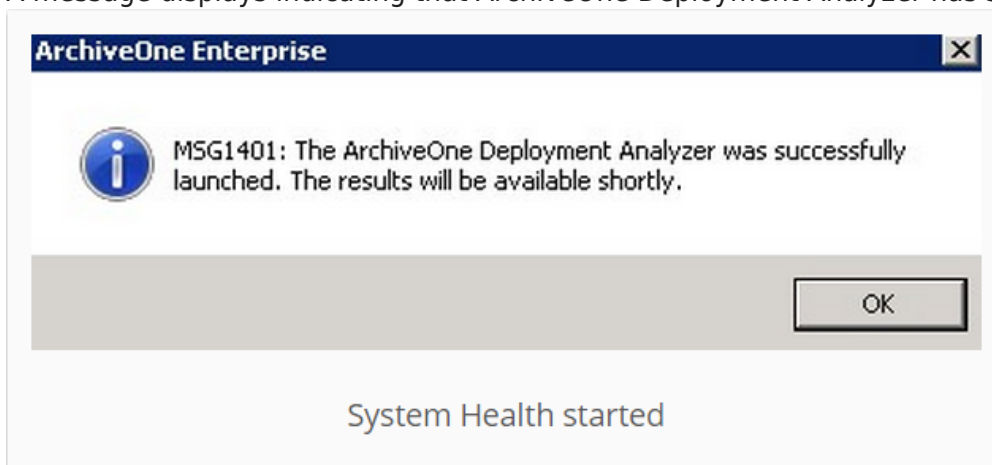
This article refers to the Barracuda ArchiveOne version 6.5 and higher.

System Health Reports are run daily, by default at 6:00 a.m. However, you can manually run the report using the following steps:

1. Open the ArchiveOne Admin Console, right-click **System Health**, and click **Run Now**:



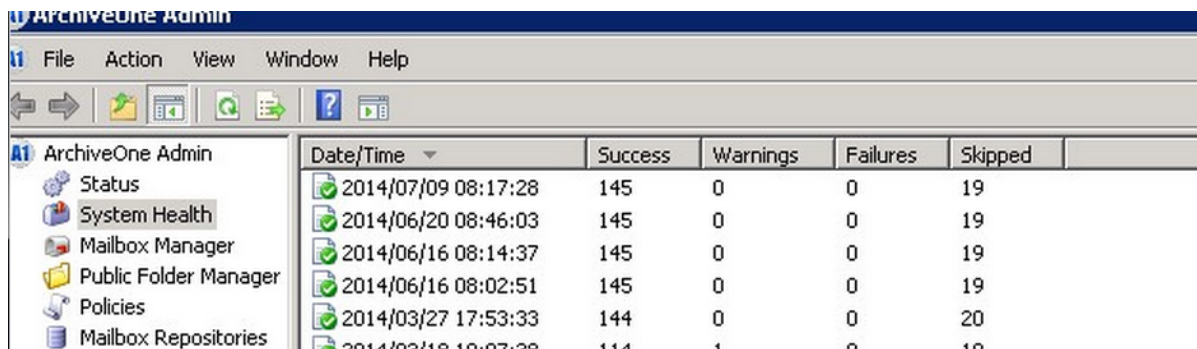
2. A message displays indicating that ArchiveOne Deployment Analyzer has successfully launched:



3. Click **OK** to close the dialog.

Note that it may take an extended period of time to run the tests. To monitor System Health during this time, you can open the **Task Manager**. Once the System Health is running, the **AOneDA.exe** process displays. When the report is complete, this process no longer displays in the Task Manager.

4. Refresh the view in the ArchiveOne Admin Console. The test results displays the date and time that it was last run:



The screenshot shows the ArchiveOne Admin web interface. On the left is a navigation menu with options: Status, System Health (selected), Mailbox Manager, Public Folder Manager, Policies, and Mailbox Repositories. The main area displays a table of system health reports.

Date/Time	Success	Warnings	Failures	Skipped
2014/07/09 08:17:28	145	0	0	19
2014/06/20 08:46:03	145	0	0	19
2014/06/16 08:14:37	145	0	0	19
2014/06/16 08:02:51	145	0	0	19
2014/03/27 17:53:33	144	0	0	20
2014/03/18 10:07:38	114	1	0	10

If you need to access the System Health report, it is located in the following directory on the Archive Server: **C:\AOneDAResults**

The files are stored in a folder titled using the date the test was run in the format:  
**YYYYMMDDTHHmss**

## Figures

1. manually\_run\_report.png
2. launch\_msg.png
3. test\_results.png

© Barracuda Networks Inc., 2024 The information contained within this document is confidential and proprietary to Barracuda Networks Inc. No portion of this document may be copied, distributed, publicized or used for other than internal documentary purposes without the written consent of an official representative of Barracuda Networks Inc. All specifications are subject to change without notice. Barracuda Networks Inc. assumes no responsibility for any inaccuracies in this document. Barracuda Networks Inc. reserves the right to change, modify, transfer, or otherwise revise this publication without notice.