

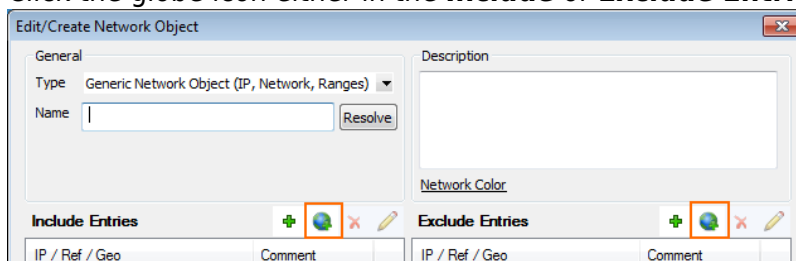
How to Create a Geo Location based Network Object

<https://campus.barracuda.com/doc/43846945>The geolocation database included with the Barracuda NG Firewall can match the IP address and network to the country it was issued to. This enables you to create firewall ruled based on the physical location of the source or destination. Lists of countries or regions are combined in a reusable network object. The geolocation database is updated with every firmware release.

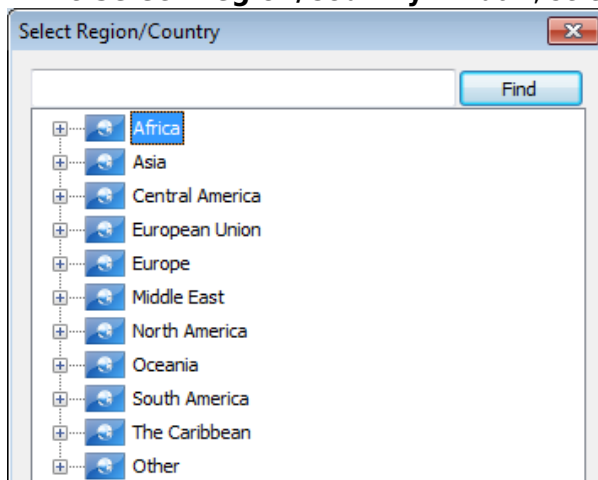
Create a Network Object

Create a network object and include all countries you want to use for your firewall rule.

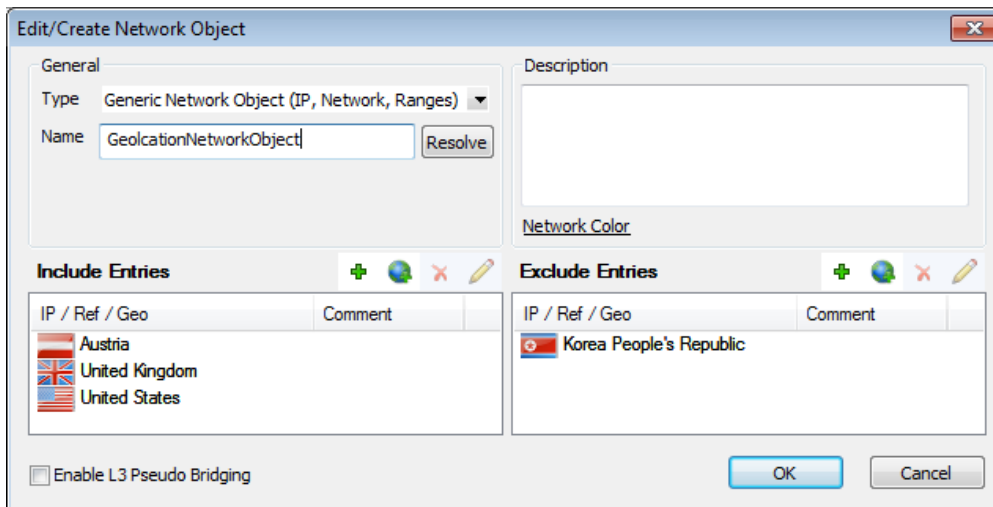
1. Go to **CONFIGURATION > Configuration Tree > Box > Virtual Servers > your virtual server > Assigned Services > Firewall > Forwarding Rules**.
2. In the left pane, click on **Networks**.
3. Right click in the main area and select **New**. The **Edit/Create Network Object** window will open.
4. Enter a **Name**.
5. To include or exclude a region or country:
 1. Click the globe icon either in the **Include** or **Exclude Entries** section.



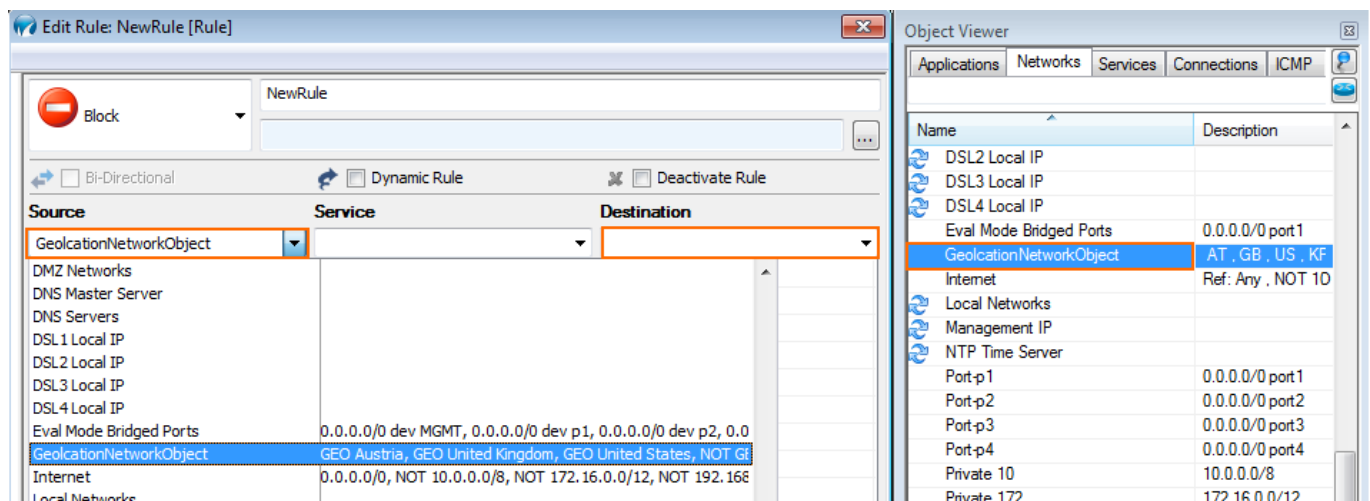
2. In the **Select Region/Country** window, select the region or country.



3. Click **OK**.
6. Click **Send Changes** and **Activate**.



You can now select the geolocation network object you just created from the **Source** and **Destination** dropdown lists when creating firewall rules. Alternatively you can find the network object icon the Object Viewer in the **Networks > Network Objects** section.



Figures

1. FW_NO_gelocation01.png
2. FW_NO_gelocation02.png
3. FW_NO_gelocation03.png
4. FW_NO_gelocation04.png

© Barracuda Networks Inc., 2019 The information contained within this document is confidential and proprietary to Barracuda Networks Inc. No portion of this document may be copied, distributed, publicized or used for other than internal documentary purposes without the written consent of an official representative of Barracuda Networks Inc. All specifications are subject to change without notice. Barracuda Networks Inc. assumes no responsibility for any inaccuracies in this document. Barracuda Networks Inc. reserves the right to change, modify, transfer, or otherwise revise this publication without notice.