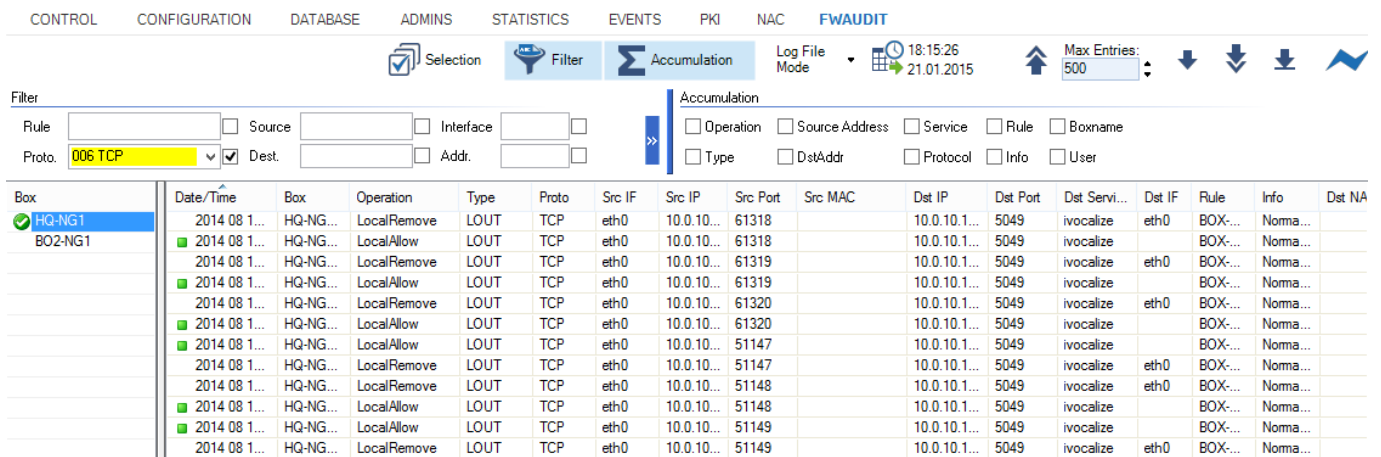


CC FWAUDIT Tab

<https://campus.barracuda.com/doc/43847112/>


The **FWAUDIT** tab provides access to the Firewall Audit viewer. The Firewall Audit viewer displays information related to firewall sessions on managed Barracuda NG Firewalls. The type of data collected depends on the FW Audit settings on the individual units (see [FW Audit](#)). Similar to the [Log Viewer](#) directly on the NG Firewall, the Firewall Audit viewer supports navigating to a dedicated date/time and browsing backward and forward.



| Box | Date/Time | Box | Operation | Type | Proto | Src IF | Src IP | Src Port | Src MAC | Dst IP | Dst Port | Dst Servi... | Dst IF | Rule | Info | Dst NA |
|---------|--------------|----------|-------------|------|-------|--------|------------|----------|---------|--------------|----------|--------------|--------|---------|----------|--------|
| HQ-NG1 | 2014 08 1... | HQ-NG... | LocalRemove | LOUT | TCP | eth0 | 10.0.10... | 61318 | | 10.0.10.1... | 5049 | ivocalize | eth0 | BOX-... | Norma... | |
| BO2-NG1 | 2014 08 1... | HQ-NG... | LocalAllow | LOUT | TCP | eth0 | 10.0.10... | 61318 | | 10.0.10.1... | 5049 | ivocalize | | BOX-... | Norma... | |
| | 2014 08 1... | HQ-NG... | LocalRemove | LOUT | TCP | eth0 | 10.0.10... | 61319 | | 10.0.10.1... | 5049 | ivocalize | eth0 | BOX-... | Norma... | |
| | 2014 08 1... | HQ-NG... | LocalAllow | LOUT | TCP | eth0 | 10.0.10... | 61319 | | 10.0.10.1... | 5049 | ivocalize | | BOX-... | Norma... | |
| | 2014 08 1... | HQ-NG... | LocalRemove | LOUT | TCP | eth0 | 10.0.10... | 61320 | | 10.0.10.1... | 5049 | ivocalize | eth0 | BOX-... | Norma... | |
| | 2014 08 1... | HQ-NG... | LocalAllow | LOUT | TCP | eth0 | 10.0.10... | 61320 | | 10.0.10.1... | 5049 | ivocalize | | BOX-... | Norma... | |
| | 2014 08 1... | HQ-NG... | LocalAllow | LOUT | TCP | eth0 | 10.0.10... | 51147 | | 10.0.10.1... | 5049 | ivocalize | | BOX-... | Norma... | |
| | 2014 08 1... | HQ-NG... | LocalRemove | LOUT | TCP | eth0 | 10.0.10... | 51147 | | 10.0.10.1... | 5049 | ivocalize | eth0 | BOX-... | Norma... | |
| | 2014 08 1... | HQ-NG... | LocalRemove | LOUT | TCP | eth0 | 10.0.10... | 51148 | | 10.0.10.1... | 5049 | ivocalize | eth0 | BOX-... | Norma... | |
| | 2014 08 1... | HQ-NG... | LocalAllow | LOUT | TCP | eth0 | 10.0.10... | 51148 | | 10.0.10.1... | 5049 | ivocalize | | BOX-... | Norma... | |
| | 2014 08 1... | HQ-NG... | LocalAllow | LOUT | TCP | eth0 | 10.0.10... | 51149 | | 10.0.10.1... | 5049 | ivocalize | | BOX-... | Norma... | |
| | 2014 08 1... | HQ-NG... | LocalRemove | LOUT | TCP | eth0 | 10.0.10... | 51149 | | 10.0.10.1... | 5049 | ivocalize | eth0 | BOX-... | Norma... | |

In this article:

Information Display

The **FWAUDIT** page lists firewall audit data information and provides several filtering options. To display log files for one or several managed Barracuda NG Firewall units, double-click the Barracuda NG Firewall in the left column to select it and click the down arrow icon in the upper right of the ribbon bar ().

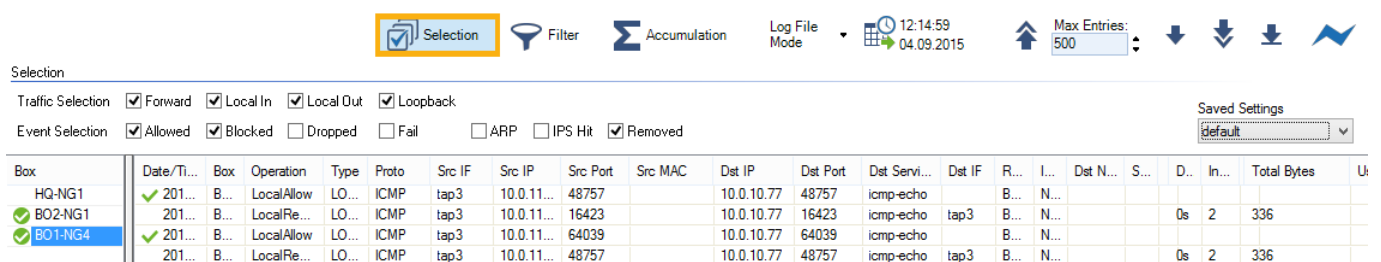
The columns on the **FWAUDIT** page display the following information:

- **Date/Time** – Date and time when the operation was performed.
- **Box** – The affected Barracuda NG Firewall.
- **Operation** – Displays the operation.
- **Type** – The operation type.
- **Proto** – The protocol used.
- **Src IF** – The source interface.

- **Src IP** - The source IP address.
- **Src Port** - The source port.
- **Src MAC** - The source MAC address if applicable.
- **Dst IP** - The destination IP address.
- **Dst Port** - The destination port.
- **Dst Service** - The destination service.
- **Dst IF** - The destination interface.
- **Rule** - The access or application rule that applies.
- **Info** - Displays additional information, if available.
- **DstNAT** - The destination NAT address.
- **SrcNAT** - The source NAT address.
- **Count** - Displays how often the operation was carried out.
- **Duration** - Duration time of the operation.
- **In Bytes** - Amount of incoming traffic in Bytes.
- **In Pkts** - Amount of incoming traffic in Pkts.
- **Out Bytes** - Amount of outgoing traffic in Bytes.
- **Out Pkts** - Amount of outgoing traffic in Pkts.
- **Total Bytes** - Total traffic in Bytes.
- **User** - The user affected by the operation.

Filtering Options

Clicking the first filter icon (**Selection**) in the ribbon bar opens the **Selection** menu, which provides the following options:



Selection

Traffic Selection Forward Local In Local Out Loopback

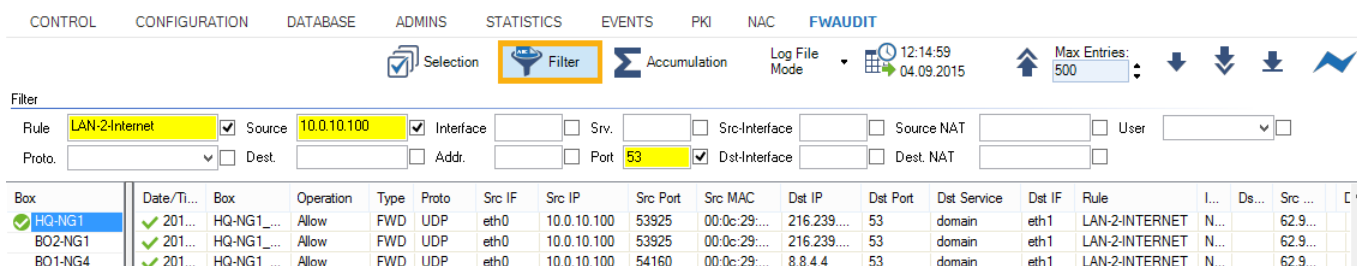
Event Selection Allowed Blocked Dropped Fail ARP IPS Hit Removed

| Box | Date/Ti... | Box | Operation | Type | Proto | Src IF | Src IP | Src Port | Src MAC | Det IP | Det Port | Det Servi... | Det IF | R... | I... | Det N... | S... | D.. | In... | Total Bytes | U |
|---------|------------|------|-------------|-------|-------|--------|------------|----------|---------|------------|----------|--------------|--------|------|------|----------|------|-----|-------|-------------|---|
| HQ-NG1 | 201... | B... | Local/Allow | LO... | ICMP | tap3 | 10.0.11... | 48757 | | 10.0.10.77 | 48757 | icmp-echo | tap3 | B... | N... | | | | | | |
| BO2-NG1 | 201... | B... | LocalRe... | LO... | ICMP | tap3 | 10.0.11... | 16423 | | 10.0.10.77 | 16423 | icmp-echo | tap3 | B... | N... | | | 0s | 2 | 336 | |
| BO1-NG4 | 201... | B... | Local/Allow | LO... | ICMP | tap3 | 10.0.11... | 64039 | | 10.0.10.77 | 64039 | icmp-echo | tap3 | B... | N... | | | | | | |
| | 201... | B... | LocalRe... | LO... | ICMP | tap3 | 10.0.11... | 48757 | | 10.0.10.77 | 48757 | icmp-echo | tap3 | B... | N... | | | 0s | 2 | 336 | |

- **Traffic Selection** - From the **Traffic Selection** list, you can select the following options to filter for certain traffic types:
 - **Forward** - Displays the traffic on the Forwarding Firewall.
 - **Local In** - Displays the incoming traffic on the Host Firewall.
 - **Local Out** - Displays the outgoing traffic from the Host Firewall.
 - **Loopback** - Traffic over the loopback interface.
- **Event Selection** - From the **Event Selection** list, you can select the following options to filter for certain traffic types:
 - **Allowed** - Displays all allowed events.
 - **Blocked** - Displays all blocked events.

- **Dropped** – Displays all dropped events.
- **Fail** – Displays all failed events.
- **ARP** – Displays all ARP requests.
- **IPS Hit** – Displays all events detected by the IPS.
- **Removed** – Displays all removed events.

Clicking the second filter icon (**Filter**) opens the **Filter** menu, which provides the following options:



The screenshot shows the FWAUDIT page with the Filter menu open. The Filter menu includes options for Rule, Source, Interface, Srv., Src-Interface, Source NAT, User, Proto., Dest., Addr., Port, Dst-Interface, and Dest. NAT. Below the menu is a table of audit log entries.

| Box | Date/Ti... | Box | Operation | Type | Proto | Src IF | Src IP | Src Port | Src MAC | Dst IP | Dst Port | Dst Service | Dst IF | Rule | I... | Ds... | Src ... |
|----------|------------|------------|-----------|------|-------|--------|-------------|----------|--------------|------------|----------|-------------|--------|----------------|------|-------|---------|
| ✓ HQ-NG1 | 201... | HQ-NG1_... | Allow | FWD | UDP | eth0 | 10.0.10.100 | 53925 | 00:0c:29:... | 216.239... | 53 | domain | eth1 | LAN-2-INTERNET | N... | | 62.9... |
| BO2-NG1 | 201... | HQ-NG1_... | Allow | FWD | UDP | eth0 | 10.0.10.100 | 53925 | 00:0c:29:... | 216.239... | 53 | domain | eth1 | LAN-2-INTERNET | N... | | 62.9... |
| BO1-NG4 | 201... | HQ-NG1 ... | Allow | FWD | UDP | eth0 | 10.0.10.100 | 54160 | 00:0c:29:... | 8.8.4.4 | 53 | domain | eth1 | LAN-2-INTERNET | N... | | 62.9... |

- **Rule** – Allows setting a filter for a specific rule.
- **Proto** – Allows setting a filter for a specific protocol.
- **Source/Dest.** – Allows setting a filter for a specific IP address/range that matches either source or destination.
- **Interface** – Allows setting a filter for a specific interface (for example, eth0).
- **Addr.** – Allows setting a filter for a specific destination IP address/range.
- **Srv.** – Allows setting a filter for a specific service.
- **Port** – Allows setting a filter for a specific port.
- **Src/Dst-Interface** – Allows setting a filter for the source/destination interface.
- **Source** – Allows setting a filter for the source NAT address.
- **Dest. NAT** – Allows setting a filter for the destination NAT address
- **User** – Allows setting a filter for the user affected by the operation.

Note that some fields allow the use of wildcards (*?; !*?). Example: !Amazon* excludes all entries starting with Amazon; Y*|A* includes all entries starting with "Y" or "A".

On the top right of the ribbon bar of the **Audit Log** page, you can specify a time and date to view logs that were created within a set time interval.

Log File Display Modes

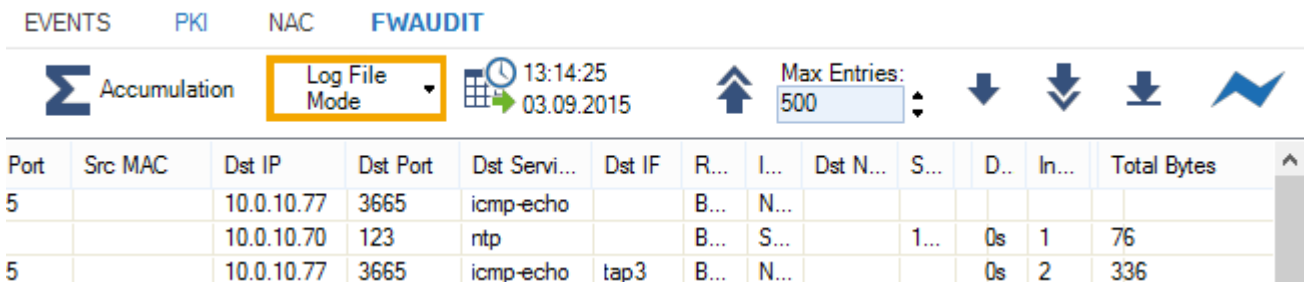
The **FWAUDIT** page lists firewall audit data information according to the specified filter selection and time interval. Per default, all entries are shown line by line in the list (**Log File Mode**). The **Log File Mode** drop-down provides two display options.

- **Log File Mode** – Log files are shown line by line according to the specified filter selection and time interval.

- **Accumulation Mode** – Log files are shown accumulated by specified merging criteria. This provides a more general overview on similar event or session categories.





Log File Mode

Per default, all entries are shown line by line in the list (**Log File Mode**). In the navigation bar on the top right of the ribbon bar, you can select how information is displayed in the list. Use the **Max Entries** field to adjust the number of entries displayed in the list. To view a log entry, double click it.



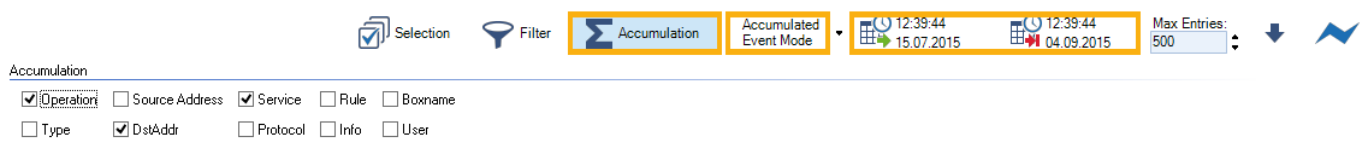
| Port | Src MAC | Dst IP | Dst Port | Dst Servi... | Dst IF | R... | I... | Dst N... | S... | D.. | In... | Total Bytes |
|------|---------|------------|----------|--------------|--------|------|------|----------|------|-----|-------|-------------|
| 5 | | 10.0.10.77 | 3665 | icmp-echo | | B... | N... | | | | | |
| | | 10.0.10.70 | 123 | ntp | | B... | S... | | 1... | 0s | 1 | 76 |
| 5 | | 10.0.10.77 | 3665 | icmp-echo | tap3 | B... | N... | | | 0s | 2 | 336 |

You can navigate through the log entries with the following navigation buttons:

-  - Browse backward from the current entry.
-  - Display log files / filtering results for selected criteria such as the specified time and date.
-  - Browse forward from the current entry.
-  - Browse to the end of the log.

Accumulation Mode

Accumulation allows you to group events by specific criteria, such as source, protocol or access rule. To accumulate events, you must select a time interval from the fields provided in the ribbon bar. Select **Accumulated Event Mode** from the **Log File Mode** drop-down, and click the icon next to the filter (**Accumulation**) to open the **Accumulation** filter.




Accumulation

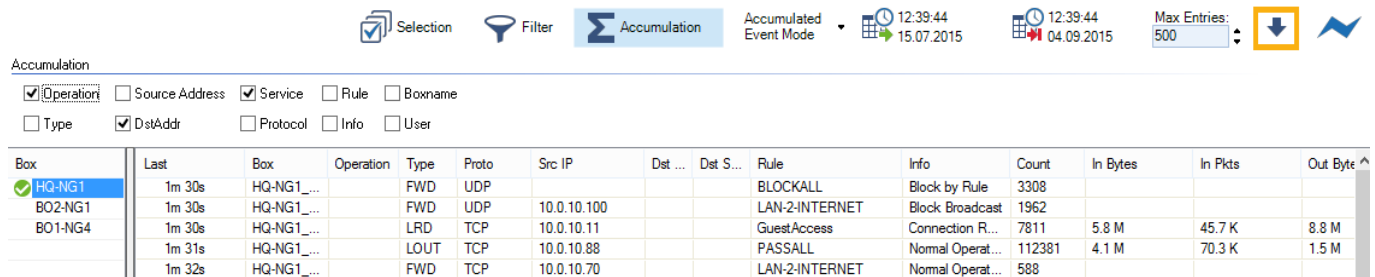
Operation Source Address Service Rule Boxname

Type DstAddr Protocol Info User

The **Accumulation** filter provides the following options:

- **Operation** – Accumulate entries by operation.
- **Type** – Accumulate entries by operation type.
- **Source Address** – Accumulate entries by source IP address/range.
- **Destination Address** – Accumulate entries by destination IP address.
- **Service** – Accumulate entries by service.
- **Protocol** – Accumulate entries by the protocol used.
- **Rule** – Accumulate entries by access or application rule.
- **Info** – Accumulate entries by additional information.
- **Boxname** – Accumulate entries by box name
- **User** – Accumulate entries by affected user.


To display the log files and filtering results for the selected criteria, click the down arrow icon in the upper right of the ribbon bar ().



Accumulation

Operation
 Source Address
 Service
 Rule
 Boxname

Type
 DstAddr
 Protocol
 Info
 User

| Box | Last | Box | Operation | Type | Proto | Src IP | Dst ... | Dst S... | Rule | Info | Count | In Bytes | In Pkts | Out Byte |
|--|--------|------------|-----------|------|-------|-------------|---------|----------|----------------|------------------|--------|----------|---------|----------|
|  HQ-NG1 | 1m 30s | HQ-NG1_... | | FWD | UDP | | | | BLOCKALL | Block by Rule | 3308 | | | |
| BO2-NG1 | 1m 30s | HQ-NG1_... | | FWD | UDP | 10.0.10.100 | | | LAN-2-INTERNET | Block Broadcast | 1962 | | | |
| BO1-NG4 | 1m 30s | HQ-NG1_... | | LRD | TCP | 10.0.10.11 | | | GuestAccess | Connection R... | 7811 | 5.8 M | 45.7 K | 8.8 M |
| | 1m 31s | HQ-NG1_... | | LOUT | TCP | 10.0.10.88 | | | PASSALL | Normal Operat... | 112381 | 4.1 M | 70.3 K | 1.5 M |
| | 1m 32s | HQ-NG1_... | | FWD | TCP | 10.0.10.70 | | | LAN-2-INTERNET | Normal Operat... | 588 | | | |

Use the **Max Entries** field to adjust the number of entries displayed in the list.

Figures

1. fwaudit.png
2. l2.png
3. ccselection.png
4. ccfilter.png
5. ccmode_01.png
6. l1.png
7. l2.png
8. l3.png
9. l4.png
10. ccacc_01.png
11. l2.png
12. ccacc_02.png

© Barracuda Networks Inc., 2019 The information contained within this document is confidential and proprietary to Barracuda Networks Inc. No portion of this document may be copied, distributed, publicized or used for other than internal documentary purposes without the written consent of an official representative of Barracuda Networks Inc. All specifications are subject to change without notice. Barracuda Networks Inc. assumes no responsibility for any inaccuracies in this document. Barracuda Networks Inc. reserves the right to change, modify, transfer, or otherwise revise this publication without notice.