

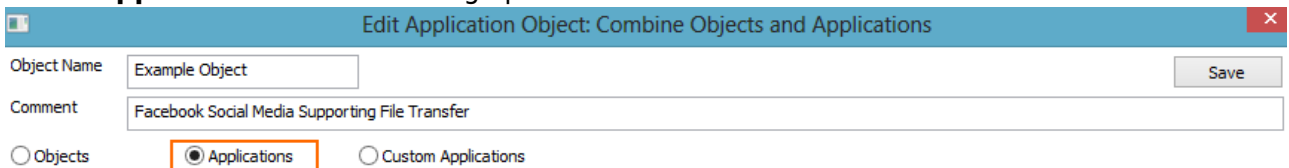
How to Create an Application Object

<https://campus.barracuda.com/doc/46209028/>

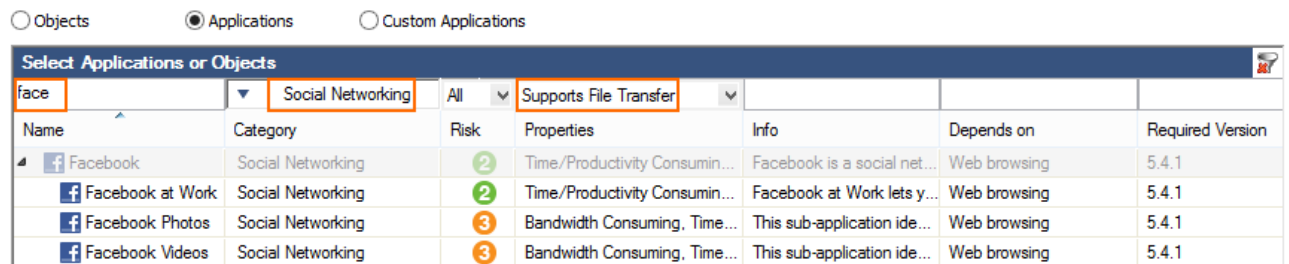
An application object is a reusable combination of predefined applications and custom applications. You can use application objects to create your own set of applications with custom Include and Exclude lists.

Create an Application Object

1. Go to **CONFIGURATION > Configuration Tree > Box > Virtual Servers > your virtual server > Assigned Services > Firewall > Forwarding Rules.**
2. Click **Lock.**
3. In the left menu, expand **Firewall Objects** and select **Applications.**
4. Right-click the table and select **New > Application Object.**
5. Enter a **Name** and an optional **Comment.**
6. Select **Applications** as the filtering option.



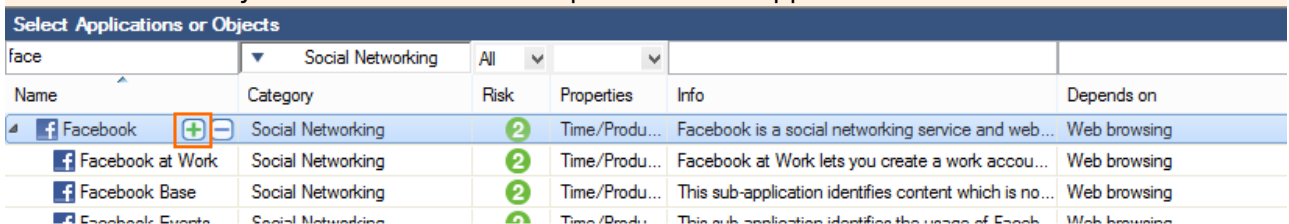
7. Use the filter text boxes above each column to identify the application.



Name	Category	Risk	Properties	Info	Depends on	Required Version
Facebook	Social Networking	2	Time/Productivity Consumin...	Facebook is a social net...	Web browsing	5.4.1
Facebook at Work	Social Networking	2	Time/Productivity Consumin...	Facebook at Work lets y...	Web browsing	5.4.1
Facebook Photos	Social Networking	3	Bandwidth Consuming, Time...	This sub-application ide...	Web browsing	5.4.1
Facebook Videos	Social Networking	3	Bandwidth Consuming, Time...	This sub-application ide...	Web browsing	5.4.1

Select the applications that you want to add to your application object and either drag them to the **Application Set** section or click the plus sign (+) that appears on mouse-over in the **Name** column.

You must always include the **Base** component of the application.



Name	Category	Risk	Properties	Info	Depends on
Facebook	Social Networking	2	Time/Produ...	Facebook is a social networking service and web...	Web browsing
Facebook at Work	Social Networking	2	Time/Produ...	Facebook at Work lets you create a work accou...	Web browsing
Facebook Base	Social Networking	2	Time/Produ...	This sub-application identifies content which is no...	Web browsing
Facebook Events	Social Networking	2	Time/Produ...	This sub-application identifies the usage of Facebook...	Web browsing

8. Click **Save.**
9. Click **Send Changes** and **Activate.**

Figures

1. app_object_01.png
2. app_object_02.png
3. app_object_03.png

© Barracuda Networks Inc., 2019 The information contained within this document is confidential and proprietary to Barracuda Networks Inc. No portion of this document may be copied, distributed, publicized or used for other than internal documentary purposes without the written consent of an official representative of Barracuda Networks Inc. All specifications are subject to change without notice. Barracuda Networks Inc. assumes no responsibility for any inaccuracies in this document. Barracuda Networks Inc. reserves the right to change, modify, transfer, or otherwise revise this publication without notice.