

DASHBOARD General Page

<https://campus.barracuda.com/doc/46209299/>

The **DASHBOARD > General** page displays a summary of the Barracuda NextGen Firewall F-Series system status. To access the **General** page, open the **DASHBOARD** tab and click the **General** icon in the ribbon bar.

The elements on the **General** page provide the following information if the features are configured:

Appliance

The **Appliance** element displays information about your system, like product model, hostname, serial number, etc.

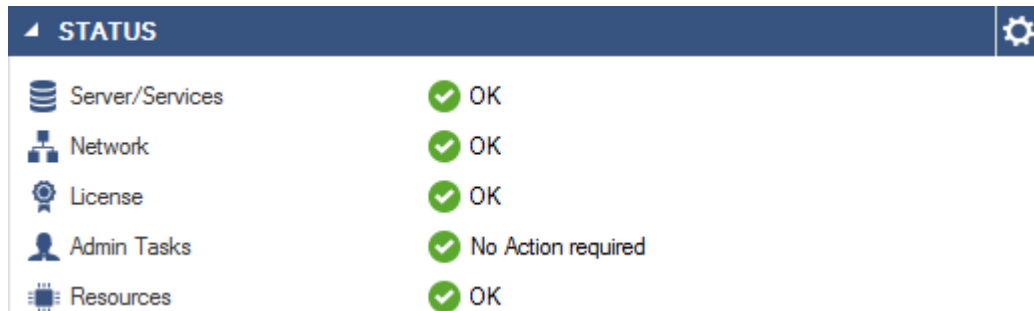
APPLIANCE		⚙
Model	VM - Plattform: VMWare	
Host Name	HQ-VF50-Single / Cluster: DocHQ / Range: 1	
Serial Number	██████████	
Uptime	00:51:00	
System Time	Wed Oct 22 08:52:26 2014 - Europe/Vienna	
Firmware Version	6.0.0-152	➔
Control Center	10.0.10.77	➔

The **Control Center** section indicates if the Barracuda NextGen Firewall F-Series is centrally managed by a Barracuda NextGen Control Center and shows the IP address of the respective appliance. If the system is part of a high availability (HA) cluster, an additional section (**HA Secondary**) displays the IP address of the secondary unit.

Status

The **Status** element displays the status of the virtual servers and services running on the Barracuda NextGen Firewall F-Series. It also shows the health status of network connections and the licensing

status of the system.

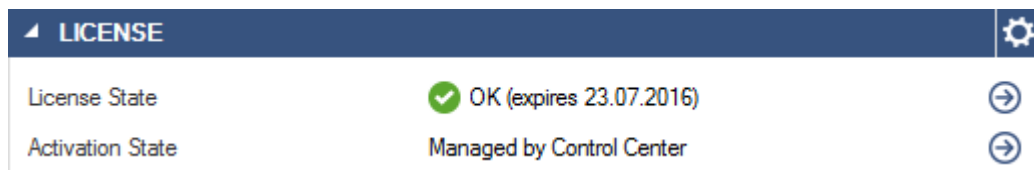


STATUS	
Server/Services	OK
Network	OK
License	OK
Admin Tasks	No Action required
Resources	OK

The **Admin Tasks** section indicates if events were generated and if actions should be taken by the administrator. The **Resources** section shows the status of system resources.

License

The **License** element displays the current license and activation state of the Barracuda NextGen Firewall F-Series.



LICENSE	
License State	OK (expires 23.07.2016)
Activation State	Managed by Control Center

Interfaces

The **Interfaces** element shows the port configuration for your Barracuda NextGen Firewall F-Series. The color of the port (light or dark grey) shows if a valid configuration for this port is present. The colored status overlay show the connectivity of the port: unplugged, connected with less than full speed, connected with full speed. All ports are displayed in the same location and with the same port names as on the physical appliance. The mouse-over for each port shows the configured IP addresses and direct-attached network routes as well as the connection information. All bridges and Ethernet bundles are listed below the ports diagram. The mouse-over for the bridging and Ethernet Bundle interfaces highlights the associated ports in the diagram above and, if applicable, also displays the IP addresses or networks associated with the device.

INTERFACES

Bridges

- phbr-andere: Ports: portA5, portA6, portA7
- phbr-brA3toA4: Ports: portA3, portA4

Ethernet bundles



- bond0: Ports: portA1, portA2

INTERFACES





Ethernet bundles

- bond0: Ports: d3, d4
- bond1: Ports: d1, d2
- bond2: Ports: d5, d6
- bond3: Ports: d7, d8
- bond4: Ports: d10, d9

Port Types

Port Icon	Port Type
	SFP or SFP+
	RJ45

Port States

	Port Configured on NextGen Firewall F-Series	Cable Plugged In
	No	n/a
	Yes	No
	Yes	Yes, using the rated speed of this port. E.g., 1 GB port connected to a GB switch
	Yes	Yes, using a lower speed than the rated speed of the port. E.g., 1 GB port connected to a 100 Mbit switch

Message Board

The **Message Board** element displays communication from Barracuda Networks, the welcome message, and the Barracuda warranty and software license agreement. Product Tips is only enabled for freshly installed units. Go to **CONFIGURATION > Configuration Tree > Box > Advanced Configuration > Message Board** and enable **Barracuda Product Tips** to receive product tips on updated units.

MESSAGE BOARD
MARK AS READ

New Product Tip Element

Firmware 6.1.0 introduces Product Tips informing you of security vulnerabilities and the corresponding hotfixes for your Barracuda NG Firewall or NG Control Center directly on your Barracuda NG Admin Dashboard.

To opt-out or change the refresh interval, go to **CONFIGURATION > Configuration Tree > Box > Advanced Configuration > Message Board**.

License State: Normal box operation

```
#####
#####
#
THIS IS A PRIVATE COMPUTER SYSTEM AND IS THE PROPERTY OF
[OWNER].
IT IS FOR AUTHORIZED USE ONLY. USERS (AUTHORIZED AND
UNAUTHORIZED) HAVE NO
EXPLICIT OR IMPLICIT EXPECTATION OF PRIVACY. ANY USE OF THIS
SYSTEM AND ALL
FILES ON THIS SYSTEM MAY BE INTERCEPTED, MONITORED.
```

To clear the message of the day, click **Mark as Read**.

Updates

The **Updates** element shows all available and installed updates for your NextGen Firewall F-Series. Click the download icon () to download the update archive. Downloads with unmet dependencies are marked with a yellow warning triangle (). Expand the item and install all dependencies to install this update. Click on the **Installed** tab to see which updates or hotfixes are already installed on this unit. By default, the update element is disabled. Go to **CONFIGURATION > Configuration Tree > Advanced Configuration > Firmware Update** to enable **Update Notifications**.

In order to provide you with a list of updates applicable for your system, your NextGen Firewall F-Series will transmit the firmware version and serial number to the Barracuda Cloud each time the list of available updates is updated.

UPDATES
FILTER

Available		Installed	
Scope	Type	Release Date	Name
Feature	App	02.04.2015	NG Admin Application for Release 6.1.0
Maintenance	Package	23.03.2015	URL Filter Hotfix 674
Maintenance	Package	23.03.2015	SMTP Gateway Hotfix 668
Critical	Package	23.03.2015	Session Sync Hotfix 666
	Package	23.03.2015	Proxy Hotfix 660
Critical	Package	23.03.2015	Application Control Hotfix 654 v5.4.5
Critical	Package	23.03.2015	Web Filter Hotfix 677

Name: Proxy Hotfix 660
 File name: proxy-660-5.4.5-79644.tgz
 Version: 660-5.4.5-79644
 File size: 4.21 MB (MD5 hash: 5819e554ef790e2dbcadc8c3063ad0e3)

CA certificate configuration for SSL interception and reverse proxy

This patch adds sub CA certificate configuration for

- * SSL interception
- * reverse proxy

Affects the following components:
 HTTP Proxy

UPDATES
FILTER

Available		Installed	
Scope	Installation Date	Name	
Security	07.04.2015 09:36:59	Glibc Hotfix 664	

Services

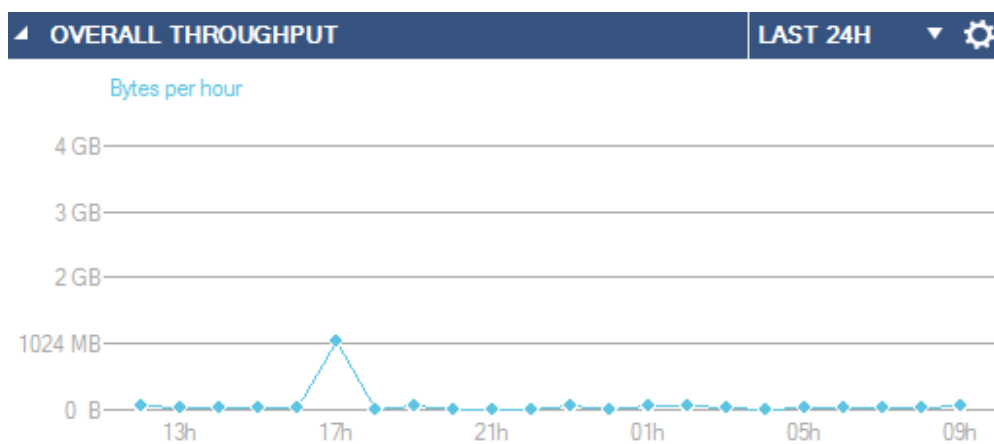
The **Services** element shows the status (enabled or disabled) of box and server services running on the Barracuda NextGen Firewall F-Series.

SERVICES		⚙️
Box Services	✓	
Virtual Server	✓ VIRT2	➔
Firewall	✓ ATDFW	➔
HTTP-Proxy	✓ ATDPRX	➔
Virus-Scanner	✓ ATDVIR	➔
VPN-Service	✓ ATDVPN	➔

Clicking the arrow icons next to the entries provides the corresponding links to the [Server Page](#), where you can view the status of your virtual servers and services.

Overall Throughput

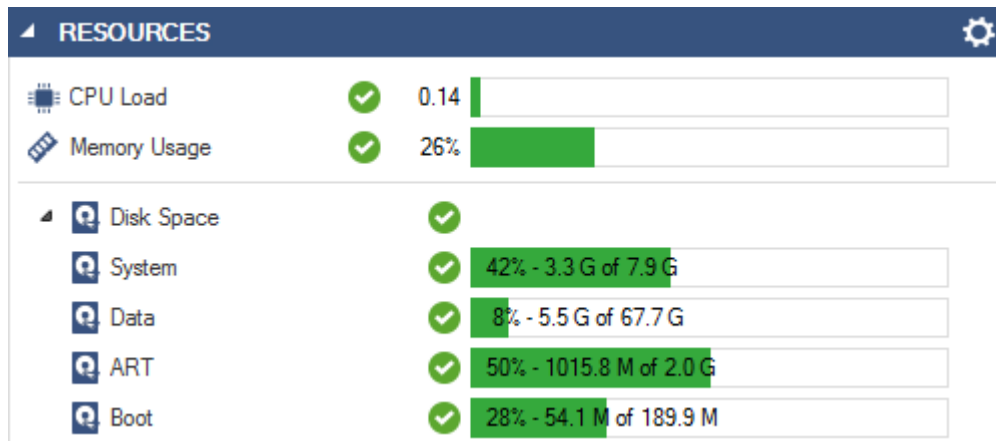
This element provides a live view of the overall traffic handled by the system.



Click the link on the top right of the element (**Last 24H**) to change the time display interval.

Resources

The upper section of the **Resources** element displays the system load (**CPU Load**) and the used and available amount of RAM (**Memory Usage**).




Expanding the **Disk Space** section that displays the used and available disk space provides the following information about your system resources:

- **System** – Displays the used and available disk space of the system partition (root).
- **Data** – Displays the used and available disk space of the data partition (/phon0).
- **ART** – Displays the used and available ART disk space.
- **Boot** – Displays the used and available Boot disk space.






Administrators Logged In

This element displays details about connected administrators.



Recent Severe Events

This element displays a list of recent events with a severity of **warning** and above.

RECENT SEVERE EVENTS		⚙
 03.11.2015 02:35:29	Release Inconsistencies Detected	➔
 27.10.2015 08:17:35	Remote Command Execution Warning	➔
 27.10.2015 08:17:34	System Login Warning	➔
 06.10.2015 13:20:47	Remote Command Execution Warning	➔
 06.10.2015 07:37:17	Entering DEMO Mode	➔

Figures

1. db_general_01.png
2. db_general_06.png
3. db_general_02.png
4. interface01.png
5. interface02.png
6. interface_not_configured.png
7. interface_not_configured2.png
8. interface_not_configured.png
9. interface_not_configured2.png
10. interface_configured_not_pluggedin.png
11. interface_configured_full_speed.png
12. interface_configured_limited_speed.png
13. product_tips.png
14. download_icon.png
15. download_icon_warning.png
16. fw-update02.png
17. fw-update03.png
18. db_general_03.png
19. db_general_08.png
20. db_general_09.png
21. db_general_05.png
22. db_general_10.png

© Barracuda Networks Inc., 2019 The information contained within this document is confidential and proprietary to Barracuda Networks Inc. No portion of this document may be copied, distributed, publicized or used for other than internal documentary purposes without the written consent of an official representative of Barracuda Networks Inc. All specifications are subject to change without notice. Barracuda Networks Inc. assumes no responsibility for any inaccuracies in this document. Barracuda Networks Inc. reserves the right to change, modify, transfer, or otherwise revise this publication without notice.