

PCI DSS Reports

<https://campus.barracuda.com/doc/48201925/>

PCI reports detail compliance with PCI (Payment Card Industry) standards and display the following:

- Combined details of PCI attacks such as top-attacking clients, and top-attacked services, domains, and URLs
- Details of PCI directives and the Barracuda Web Application Firewall compliance with those directives

The following table provides a detailed description of each report in the **PCI DSS Reports** section:

Report Name	Report Description	Graph/Chart Type	Data in Graph Chart
PCI Attacks:			
Top Attacking Clients	Displays the number of attacks from client(s)..	Column Chart	<ul style="list-style-type: none"> • X plots display the IP address(es) of attacking clients. • Y plots display the count of attacks.
Top Attacked Domains	Displays top attacked domains based on the requests received.	Column Chart	<ul style="list-style-type: none"> • X plots display the name of attacked domains. • Y plots display the count of attacks.
Top Attacked URLs	Displays top attacked URLs based on the requests received.	Column Chart	<ul style="list-style-type: none"> • X plots display the attacked URLs. • Y plots display the count of attacks.
Attacks By Service	Displays the number of attacks per service.	Column Chart	<ul style="list-style-type: none"> • X plots display the IP address(es) of attacked service(s). • Y plots display the count of attacks.
Report Name	Report Description	Graph/Chart Type	Data in Graph Chart
PCI Compliance (PCI DSS V2.0)	Displays the details of the PCI directives.	Plain Text	None

Example of PCI Attacks Report

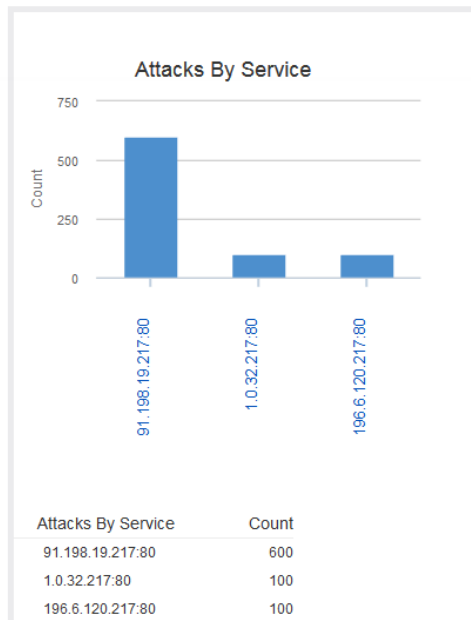
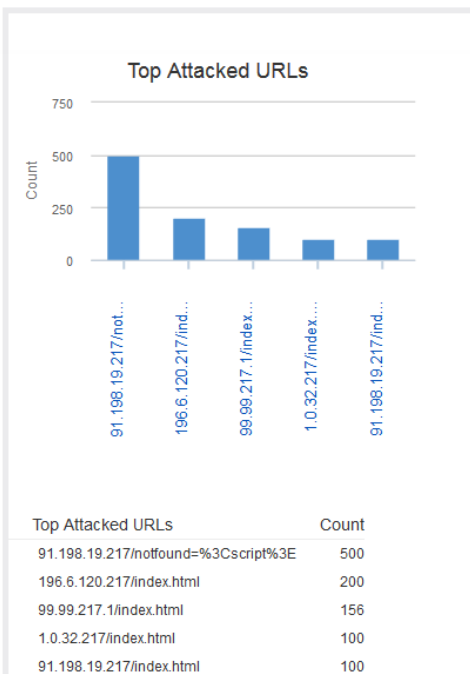
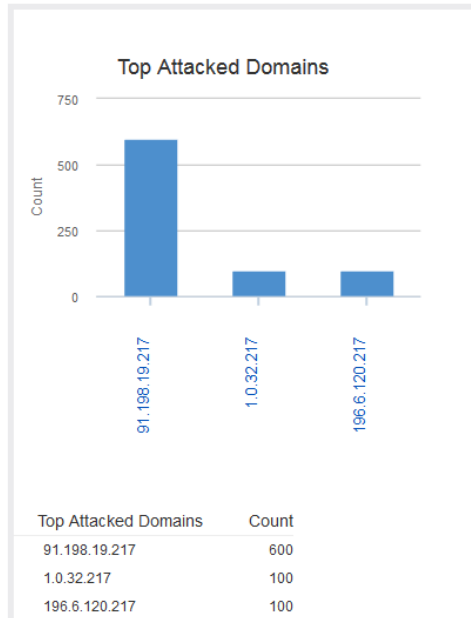
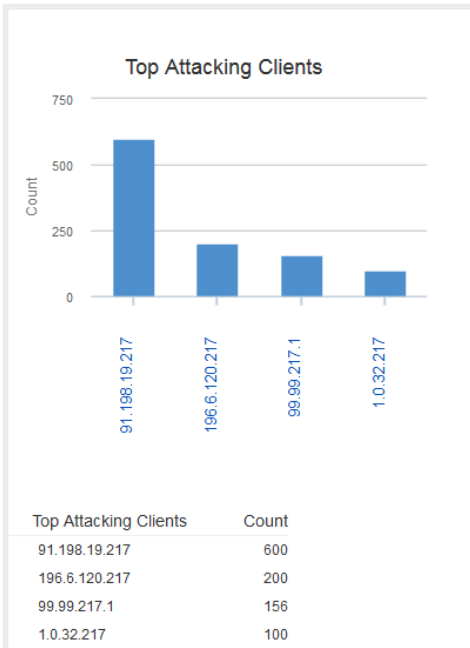
PCI Attacks

Host(s): barracuda.barracudanetworks.com [10.11.28.217]

Date Range: 2016-02-01 00:00 - 2016-03-01 00:00

Generated on: 2016-02-04 02:35:12


i This displays PCI Compliant attack reports.



Example of PCI Compliance Report

PCI Compliance (PCI DSS V2.0)

Host(s): barracuda.barracudanetworks.com [10.11.28.217]
Date Range: 2016-02-01 00:00 - 2016-03-01 00:00
Generated on: 2016-02-04 02:44:15

 This report displays the details of the PCI directives.

1: US1

<u>PCI Section</u>	<u>Directive</u>	<u>Fully Satisfied</u>	<u>Partially Satisfied</u>	<u>Comment</u>
2.3	Encrypt all administrative access. Note: Administrative access here refers to admin access to the Service, if any, traversing the Barracuda and not to the management UI for the Barracuda Web Application Firewall.			Enable Instant SSL for this Service to encrypt all Web-based administrative access to the Service. Note: "Administrative access" here refers to the admin access to the Service, if any, traversing the Barracuda and not to the management UI for the Barracuda Web Application Firewall.
3.3	Mask sensitive data when it is displayed			Enable Data Theft Protection from the WEBSITES::Advanced Security page to meet this requirement.
4.1	User strong cryptography and security protocols			Enable Instant SSL for this Service.
5.1	Deploy antivirus on all systems			Enable antivirus features using the WEBSITES::Advanced Security page for this Service to block incoming viruses in file uploads.

Figures

1. PCI Attacks.png
2. PCI Compliance.png

© Barracuda Networks Inc., 2020 The information contained within this document is confidential and proprietary to Barracuda Networks Inc. No portion of this document may be copied, distributed, publicized or used for other than internal documentary purposes without the written consent of an official representative of Barracuda Networks Inc. All specifications are subject to change without notice. Barracuda Networks Inc. assumes no responsibility for any inaccuracies in this document. Barracuda Networks Inc. reserves the right to change, modify, transfer, or otherwise revise this publication without notice.