

Administering Barracuda Appliance Control

<https://campus.barracuda.com/doc/69960168/>

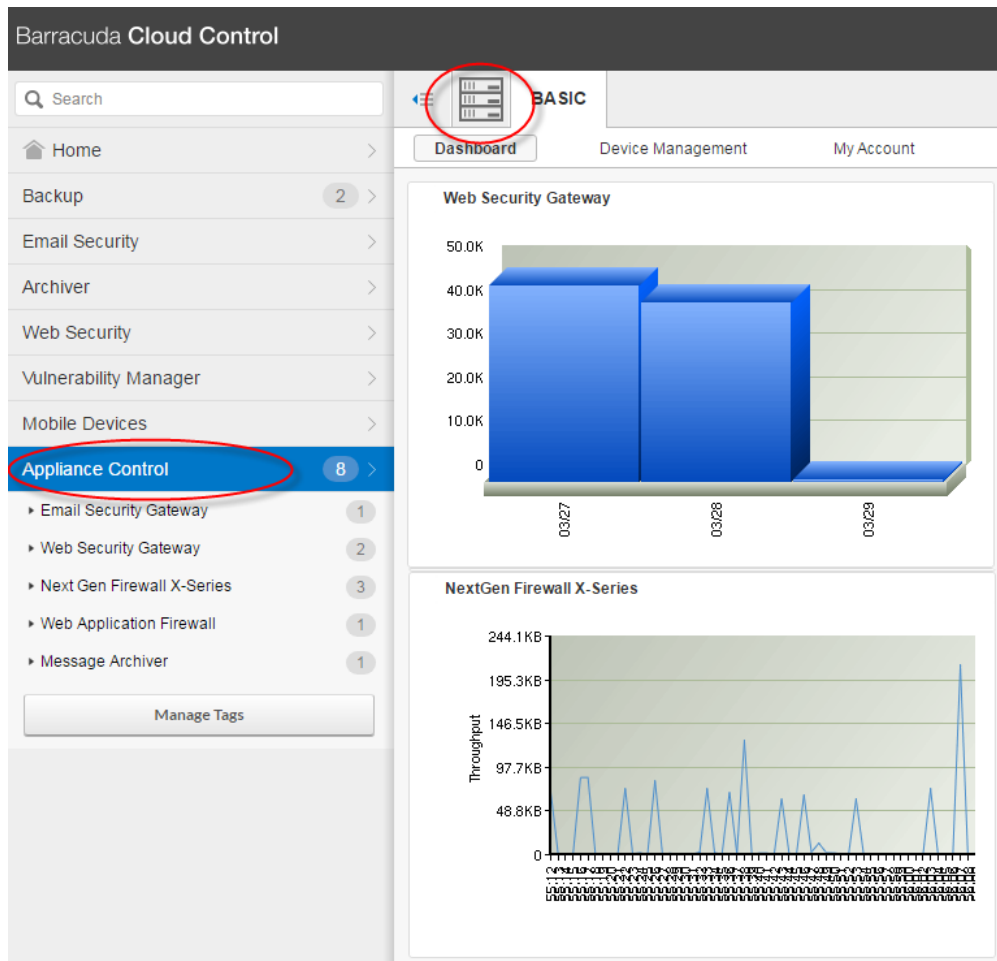
Within Barracuda Cloud Control, use the Barracuda Appliance Control module to view and administer connected Barracuda Networks appliances.

Data Security for Connected Appliances

After you connect an appliance to Barracuda Appliance Control, only its serial number and firmware version is stored. No configuration data is stored. All communication between Barracuda Appliance Control and the connected appliances is SSL encrypted.

In the left panel, select **Appliance Control**. Check to make sure the Barracuda Appliance Control icon appears in the upper left of the screen. Here, you can view a summary of all devices connected to Barracuda Appliance Control, as shown in the figure below.

- **Appliance Control Tree** – In the left panel, under **Appliance Control**, the **Appliance Control Tree** shows each connected appliance is listed and tagged under the appropriate product type.
- **Appliance Control Dashboard** – The central portion of the page, the **Appliance Control Dashboard** displays small graphs of aggregated performance and traffic statistics for all connected devices, organized by device type, for the last 30 days.



Appliance Control Tree

In the Appliance Control Tree, you can select

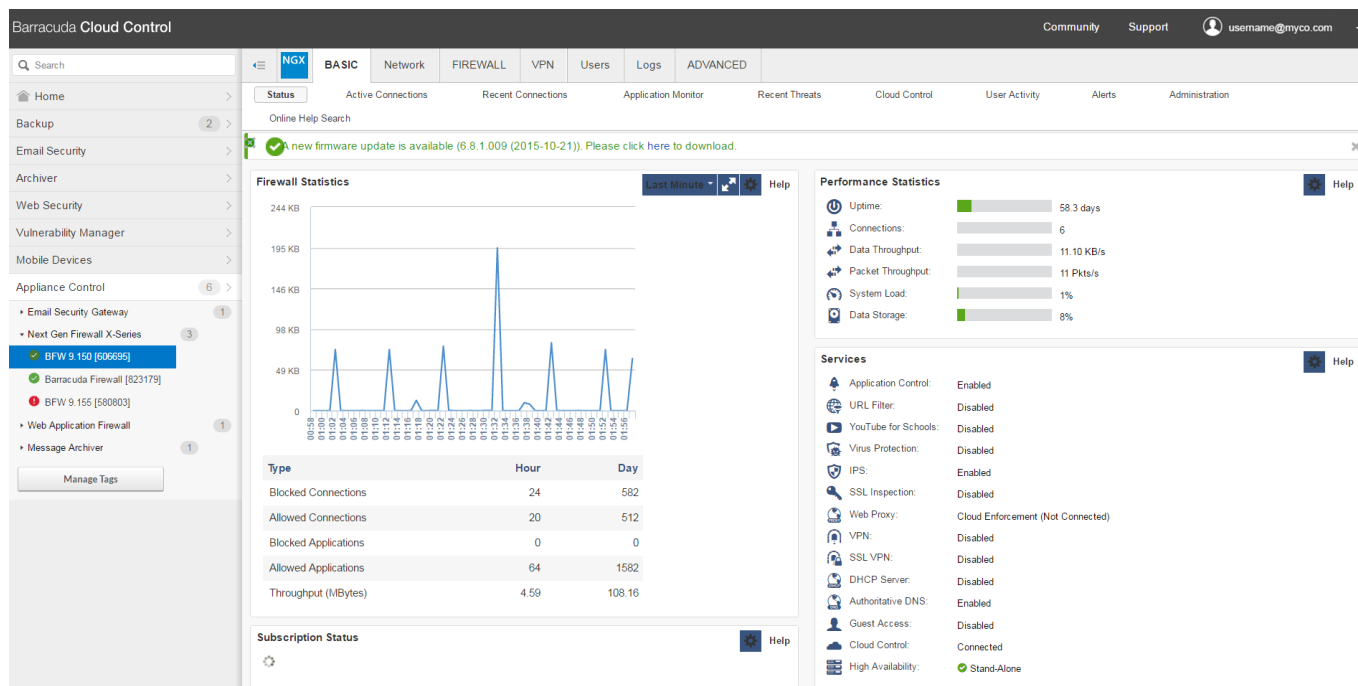
- a single device, or
- multiple devices, by selecting:
 - the group tag for a type of connected device, or
 - multiple devices of the same device type

The statistics displayed in the Dashboard reflect your selection in the Appliance Control Tree. Note that statistics vary, based on device type.

Product Context View - Select one specific device - Dashboard displays device statistics for that one specific connected device.

The figure below shows the Product Context View for just the **BFW 9.150** device, selected in the Appliance Control Tree.

For additional details, refer to [Product Context](#).

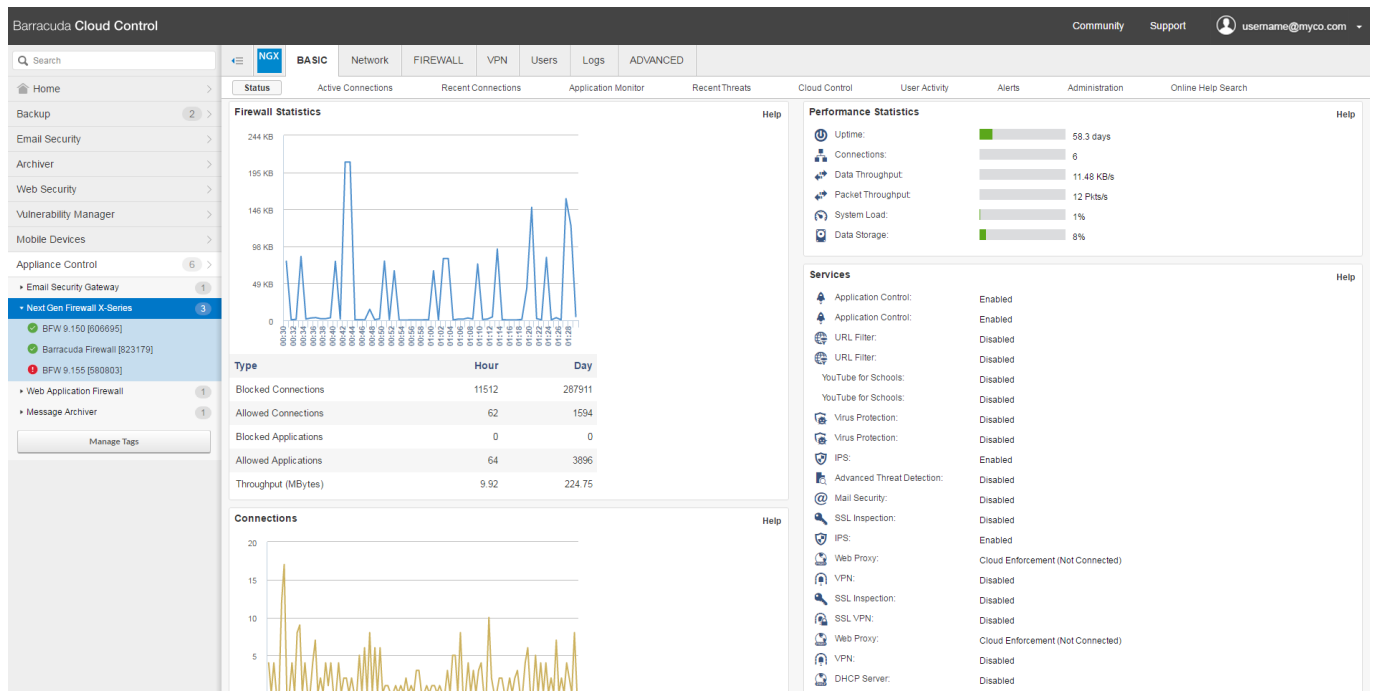


Product Context View

Group Context View - Select a device type tag or Select multiple devices of the same type
- Dashboard displays collective statistics for all of the connected devices of that device type for that account.

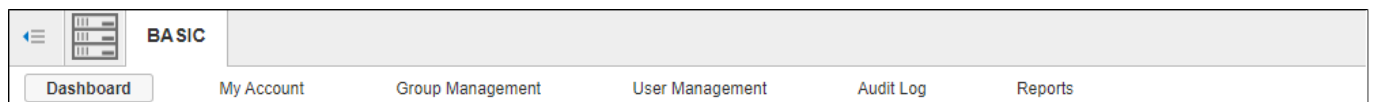
The figure below shows the Group Context View, including aggregated information for *all* of the connected Next-Gen Firewall X-Series devices. Notice the differences between the data in the figure below and in the figure above.

For additional details, refer to [Group Context](#).



Group Context View

Within **Appliance Control**, under the **BASIC** tab, you can use the following pages:





- [Dashboard](#) – Shows basic information for the product(s) that appear in the Appliance Control.
- [My Account](#) – Enables you to update some parts of your account.
- [Group Management](#) – Enables you to modify or delete groups.
- [User Management](#) – Enables you to manage some parts of user accounts.
- [Audit Log](#) – Displays log information for connected devices.
- [Reports](#) – Shows firmware versions installed on connected devices.

The Appliance Control Tree can contain the following products:

- Barracuda Email Security Gateway ([info](#))
- Barracuda Web Security Gateway ([info](#))
- Barracuda NextGen Firewall X-Series ([info](#))
- Barracuda Web Application Firewall ([info](#))
- Barracuda Message Archiver ([info](#))
- Barracuda Load Balancer ([info](#))
- Barracuda Link Balancer ([info](#))

Status Icons

Colored status icons show the connection status of each device at a glance.

- A green checkmark  next to a device name shows that the device is connected and is functioning normally.
- A red exclamation point  next to a device name means the device is either disconnected or otherwise unavailable.

Viewing Appliance Information in the Dashboard

Click a device name or group of devices to see status information in the Dashboard. Refer to [Using the Dashboard for Connected Device Statistics](#).

Manage Tags

See the separate article for information on [How to Use Tags to Organize Connected Appliances](#).

Figures

1. applianceControlOverview.png
2. ProductContext.png
3. groupContext.png
4. BCC_Appliance_menu.png
5. connectedIcon.png
6. redIcon.png

© Barracuda Networks Inc., 2024 The information contained within this document is confidential and proprietary to Barracuda Networks Inc. No portion of this document may be copied, distributed, publicized or used for other than internal documentary purposes without the written consent of an official representative of Barracuda Networks Inc. All specifications are subject to change without notice. Barracuda Networks Inc. assumes no responsibility for any inaccuracies in this document. Barracuda Networks Inc. reserves the right to change, modify, transfer, or otherwise revise this publication without notice.