

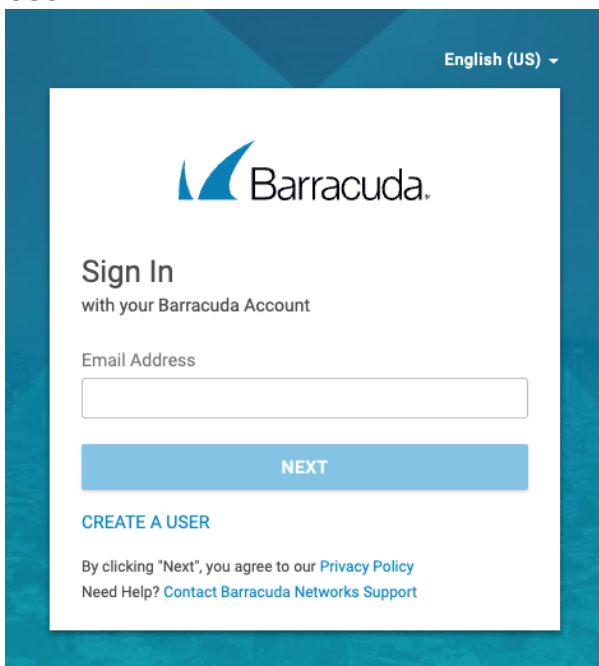
How to Create a Partner Account

<https://campus.barracuda.com/doc/69960191/>

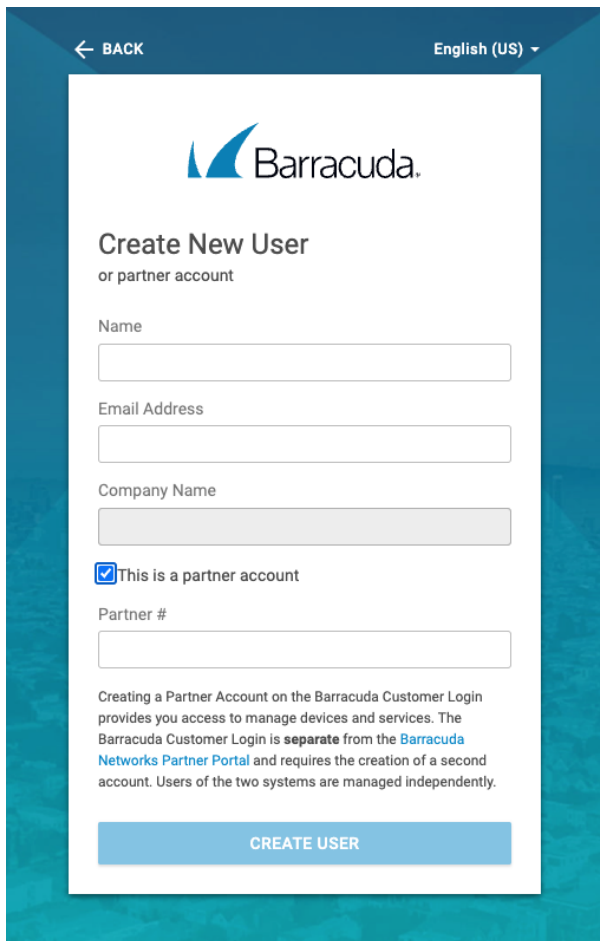
For partners, be sure to review the [Partner Accounts](#) section.

Use the following steps to create a new partner account:


1. Log into Barracuda Cloud Control at <https://login.barracudanetworks.com> and click **Create a User**.

The image shows the Barracuda Cloud Control login interface. At the top right, there is a language dropdown menu set to 'English (US)'. The main content area features the Barracuda logo, followed by the text 'Sign In with your Barracuda Account'. Below this is a text input field labeled 'Email Address'. A blue 'NEXT' button is positioned below the input field. Under the button, there is a link 'CREATE A USER'. At the bottom, a disclaimer states: 'By clicking "Next", you agree to our Privacy Policy. Need Help? Contact Barracuda Networks Support'.

2. Select **This is a partner account**, and enter your partner **Name**, **Email Address**, and **Partner Number** in the associated fields:



← BACK English (US) ▾

 **Barracuda**

Create New User
or partner account

Name

Email Address

Company Name

☒ This is a partner account

Partner #

Creating a Partner Account on the Barracuda Customer Login provides you access to manage devices and services. The Barracuda Customer Login is **separate** from the [Barracuda Networks Partner Portal](#) and requires the creation of a second account. Users of the two systems are managed independently.

CREATE USER

3. Click **Create User**.

Figures

1. createUser.png
2. partnerDetails.png

© Barracuda Networks Inc., 2024 The information contained within this document is confidential and proprietary to Barracuda Networks Inc. No portion of this document may be copied, distributed, publicized or used for other than internal documentary purposes without the written consent of an official representative of Barracuda Networks Inc. All specifications are subject to change without notice. Barracuda Networks Inc. assumes no responsibility for any inaccuracies in this document. Barracuda Networks Inc. reserves the right to change, modify, transfer, or otherwise revise this publication without notice.