

How to Configure SSL VPN Network Places

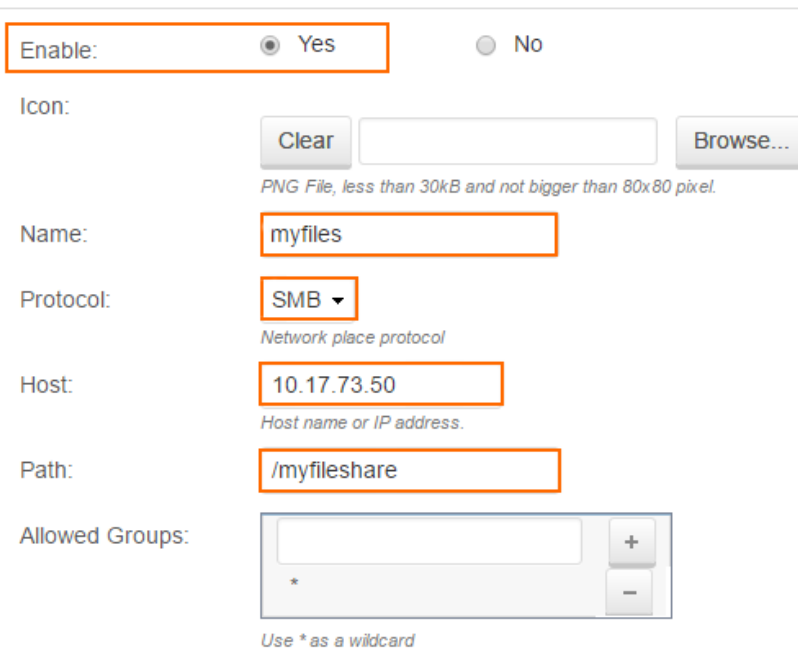
<https://campus.barracuda.com/doc/72515989/>

Network places let you use the SSL VPN web interface to connect to an SMB file server in your network. You can upload, download, rename, move, and delete files on the share if you have the required user permissions. To use a network place, you need either CudaLaunch for Android or iOS.

Configure Network Places

1. Go to **VPN > SSL VPN**.
2. Click the **Resources** tab.
3. In the **Network Places** section, click **Add Network Place**. The **Add Network Place** window opens.
4. Set **Enable** to **Yes**.
5. (optional) Click **Browse** to upload a PNG file for the web portal. It must be less than 30 kB and no larger than 80x80 pixels.
6. Enter the visible **Name** for the resource. This is the name used in the web portal for this resource.
7. In the **Host** field, enter the hostname or IP address of the web server.
8. In the **Path** field, enter the share name in the following format: "/" followed by the path and file name.

Add Network Place ?



Enable: Yes No

Icon:
PNG File, less than 30kB and not bigger than 80x80 pixel.

Name:

Protocol: Network place protocol

Host: Host name or IP address.

Path:

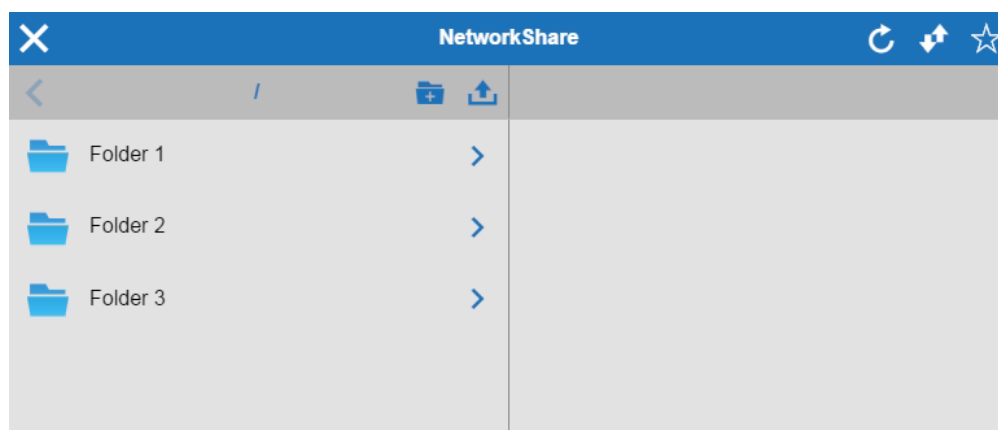
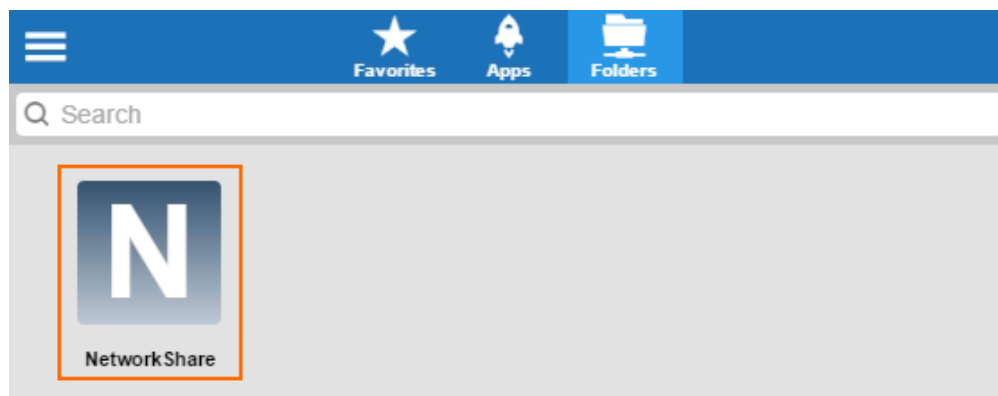
Allowed Groups:
Use * as a wildcard

9. (optional) To restrict access to the resource by user group, remove the * entry in the **Allowed User Groups** list. Enter the user groups that can access the resource, and click + after each entry. If no groups are added, the resource cannot be accessed. Use question marks (?) and

asterisks (*) as wildcard characters.

10. Click **Save**.

Click the network places app in the web portal to launch the file explorer.



Figures

1. ssl_res02.png
2. network_places_app_00.png
3. network_places_app_01.png

© Barracuda Networks Inc., 2020 The information contained within this document is confidential and proprietary to Barracuda Networks Inc. No portion of this document may be copied, distributed, publicized or used for other than internal documentary purposes without the written consent of an official representative of Barracuda Networks Inc. All specifications are subject to change without notice. Barracuda Networks Inc. assumes no responsibility for any inaccuracies in this document. Barracuda Networks Inc. reserves the right to change, modify, transfer, or otherwise revise this publication without notice.