

How to Log into Barracuda Campus

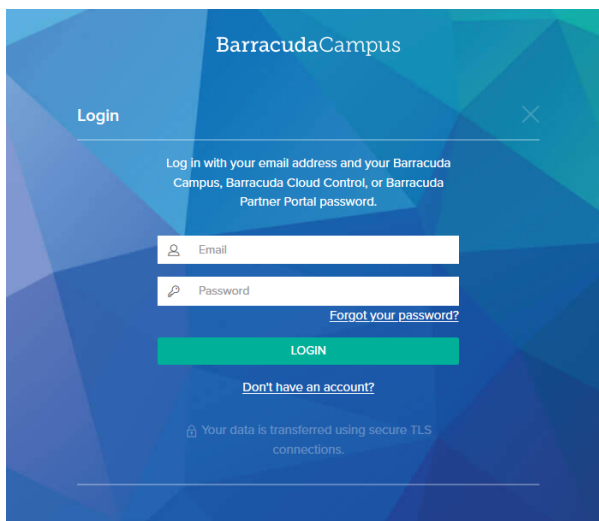
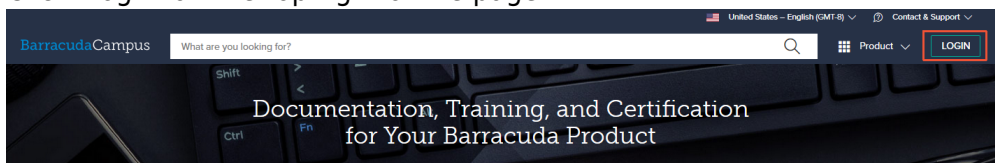
<https://campus.barracuda.com/doc/73695489/>

Barracuda Campus offers documentation, training, and certification for all Barracuda Networks products. In order to benefit from Barracuda Campus training and certification as a customer, you need to have a Barracuda Campus account. For more information, see: [I am a Customer](#) . Should you (or your company) sell or distribute Barracuda Networks products, you must log in with your Partner credentials. For more information, see: [I am a Partner](#) or [I am a Barracuda MSP Partner](#).

Log into Barracuda Campus

To access trainings, exams, and more useful features, log into Barracuda Campus with your email and password.

1. Go to <https://campus.barracuda.com/>.
2. Click 'Login' on the top right of the page.

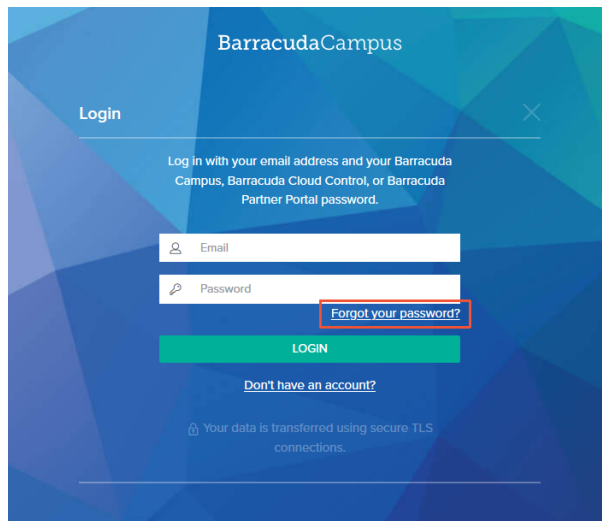


3. Enter your login credentials, and click 'Login'.

Forgot your Barracuda Campus password?

In case you forgot your password, just visit the Barracuda Campus website at

<https://campus.barracuda.com/> and click 'Forgot your password' to request a password reset via email.



The image shows the BarracudaCampus login interface. At the top, the text "BarracudaCampus" is displayed. Below it, the word "Login" is followed by a close button (X). The instructions state: "Log in with your email address and your Barracuda Campus, Barracuda Cloud Control, or Barracuda Partner Portal password." There are two input fields: "Email" and "Password". A red box highlights the "Forgot your password?" link next to the password field. Below the fields is a green "LOGIN" button. At the bottom, there is a link "Don't have an account?". A security notice at the very bottom states: "Your data is transferred using secure TLS connections."

Figures

1. Logon 1.png
2. Logon 2.PNG
3. Forgot Password.png

© Barracuda Networks Inc., 2024 The information contained within this document is confidential and proprietary to Barracuda Networks Inc. No portion of this document may be copied, distributed, publicized or used for other than internal documentary purposes without the written consent of an official representative of Barracuda Networks Inc. All specifications are subject to change without notice. Barracuda Networks Inc. assumes no responsibility for any inaccuracies in this document. Barracuda Networks Inc. reserves the right to change, modify, transfer, or otherwise revise this publication without notice.