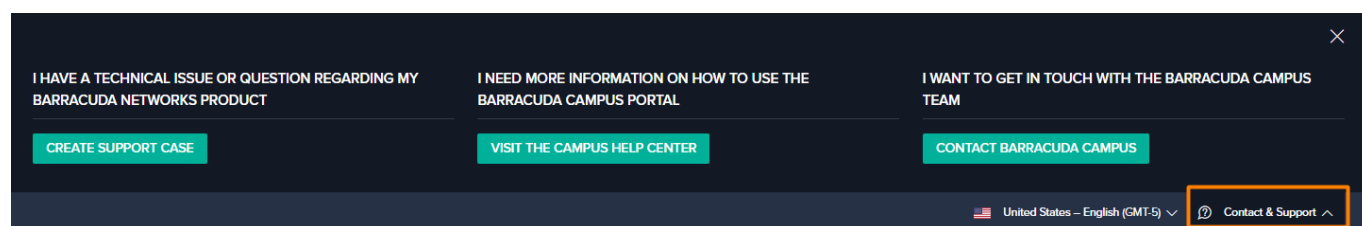


General

<https://campus.barracuda.com/doc/73695559/>

How do I contact Barracuda Campus and Technical Support?

At any time when you are in Barracuda Campus, click 'Contact & Support'.



Create Support Case

For technical issues or questions regarding Barracuda Networks products contact Barracuda Networks Technical Support via phone or email, click 'Create Support Case'.

Contact Barracuda Campus

Click 'Contact Barracuda Campus' to ask for help using Barracuda Campus, or send an email to campus@barracuda.com.

Visit the Campus Help Center

For more information on how to use the Barracuda Campus Portal visit the Campus Help Center.

Provide Feedback


If you want to provide us feedback, for example, about article content or errors on a page (such as a broken link), use the feedback section at the bottom of each page.

Enter your comment, and click 'Submit Feedback'.

Would you like to provide any feedback?

Write your feedback...

SUBMIT FEEDBACK

 Your data is transferred using secure TLS connections.

Only logged in users can submit feedback.

My browser has problems loading fonts and icons.

This is a common problem in Internet Explorer 11 when using restrictive security policies. There is a security setting that can disable all downloadable fonts. Under **Tools > Internet Options > Security > Custom level > Downloads**, look for **Font Download**. Font downloads should be enabled with the default security level.

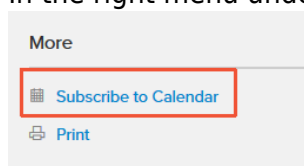
If security has been set to 'high', fonts may not load. You can either use a different browser (such as Google Chrome or Mozilla Firefox) or enable downloading of fonts.

How do I subscribe to my Webcal feed?

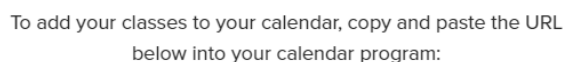
Barracuda Campus lets you subscribe to upcoming registrations right from your favorite email client or calendar program.

Where do I find my Webcal feed?

1. Log into Barracuda Campus.
2. Go to [My Registrations](#).
3. In the right menu under 'More' s select 'Subscribe to calendar'.



4. Copy the URL of your personalized Webcal feed (starts with [webcal://campus.barracuda.com/webcal/...](#)).



The following desktop and web calendars are supported:
Apple, Google, and Microsoft Outlook.

To subscribe to your Webcal feed:

1. Copy the URL of your Webcal feed as described above.
2. Go to your preferred email client or calendar program.
3. Follow the instructions specific to your email client or calendar ([Outlook Web App](#), [Apple Calendar and iCloud](#), [Google Calendar](#), [Outlook.com](#) and [Outlook on the web](#)).

Figures

1. Contact.png
2. Feedback form.PNG
3. Subscribe to calendar
4. Get iCal Feed

© Barracuda Networks Inc., 2024 The information contained within this document is confidential and proprietary to Barracuda Networks Inc. No portion of this document may be copied, distributed, publicized or used for other than internal documentary purposes without the written consent of an official representative of Barracuda Networks Inc. All specifications are subject to change without notice. Barracuda Networks Inc. assumes no responsibility for any inaccuracies in this document. Barracuda Networks Inc. reserves the right to change, modify, transfer, or otherwise revise this publication without notice.