

## Assigning Barracuda Backup Appliances to Subpartners

<https://campus.barracuda.com/doc/73695586/>

### Assigning Backup Appliances Options

Assigning to the subpartner is necessary only if there is a master partner/subpartner relationship.

A Master Partner must assign the appliance to the subpartner first before it can be activated on the subpartner's accounts.

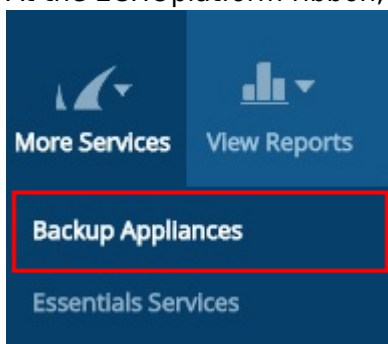
Then, a Master Partner can activate the appliances to either their own accounts, and/or directly to the accounts of any subpartners being managed. If activation is done directly to the account of a subpartner, it is then also automatically assigned to that subpartner. After an appliance is assigned, then a subpartner can also activate the account directly.

### Assigning Backup Appliances to Subpartners

**Note:** If you do not manage subpartners as part of your business, skip this section and go to [Activating Backup Appliances to Accounts that You Manage Directly](#).

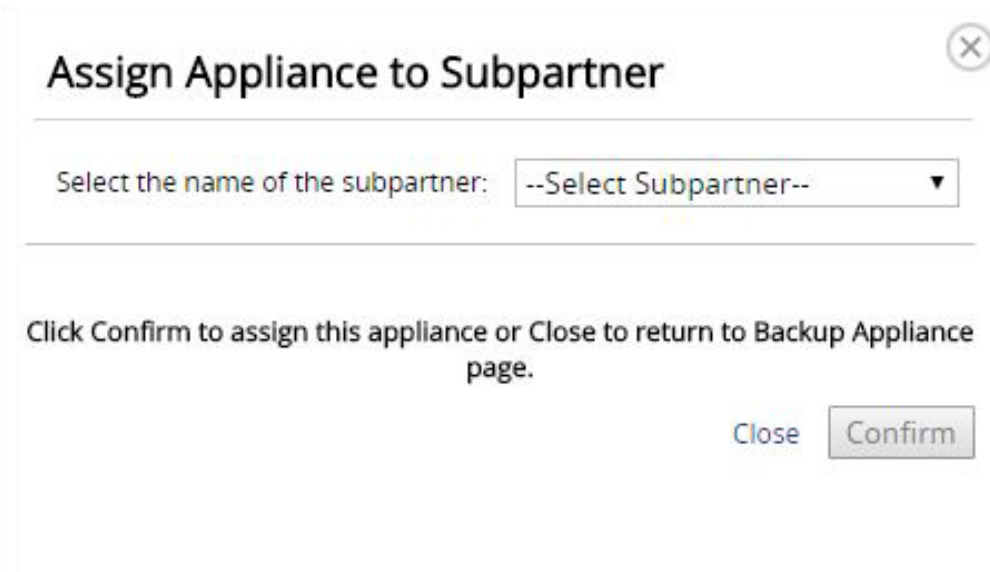
To assign Backup Appliances to subpartners, perform the following steps.

1. At the ECHOplatform ribbon, Click **More Services**, and then select Backup Appliances.

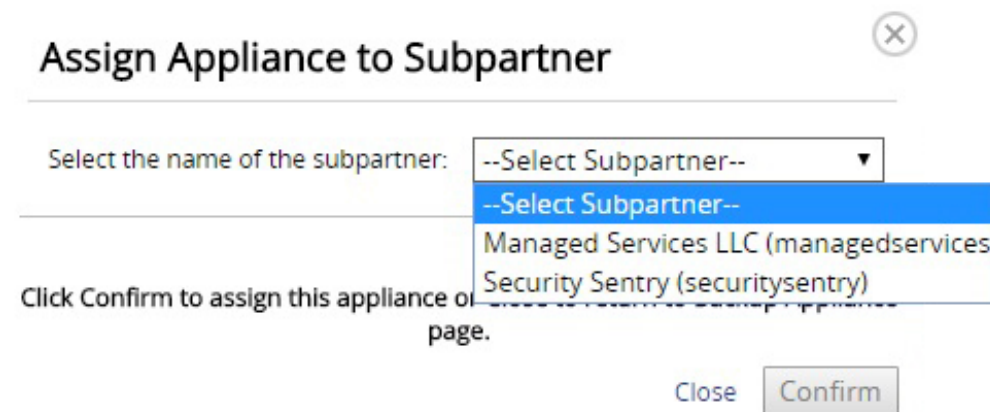


The View Purchased Backup Appliances page is displayed.

2. Click the Assign button in the row of the backup appliance you want to assign.
3. The Assign Appliance to Subpartner pop-up is displayed.



- Click the down arrow to display the drop-down menu, and then select subpartner.



- Click the Confirm button.  
The subpartner is displayed on the appliance row you assigned and the appliance state is displayed as Assigned.

Serial Number	Model	Activated to Account	Assigned to Subpartner	Appliance Name	Appliance State
1000595	BB5490a	Store Front Servic... ✖	Assign...	Barracuda Backup 490	Enabled
1000596 ●	BB5490a	Activate...	Managed Services LLC... ✖	Barracuda Backup 490	Assigned

## Figures

1. Appliance\_3.png
2. Subpartner\_1.png
3. Subpartner\_2.png
4. Subpartner\_3.png

© Barracuda Networks Inc., 2020 The information contained within this document is confidential and proprietary to Barracuda Networks Inc. No portion of this document may be copied, distributed, publicized or used for other than internal documentary purposes without the written consent of an official representative of Barracuda Networks Inc. All specifications are subject to change without notice. Barracuda Networks Inc. assumes no responsibility for any inaccuracies in this document. Barracuda Networks Inc. reserves the right to change, modify, transfer, or otherwise revise this publication without notice.