

How to Configure the Android VPN Client for IPsec Shared Key VPN

<https://campus.barracuda.com/doc/73700263/>

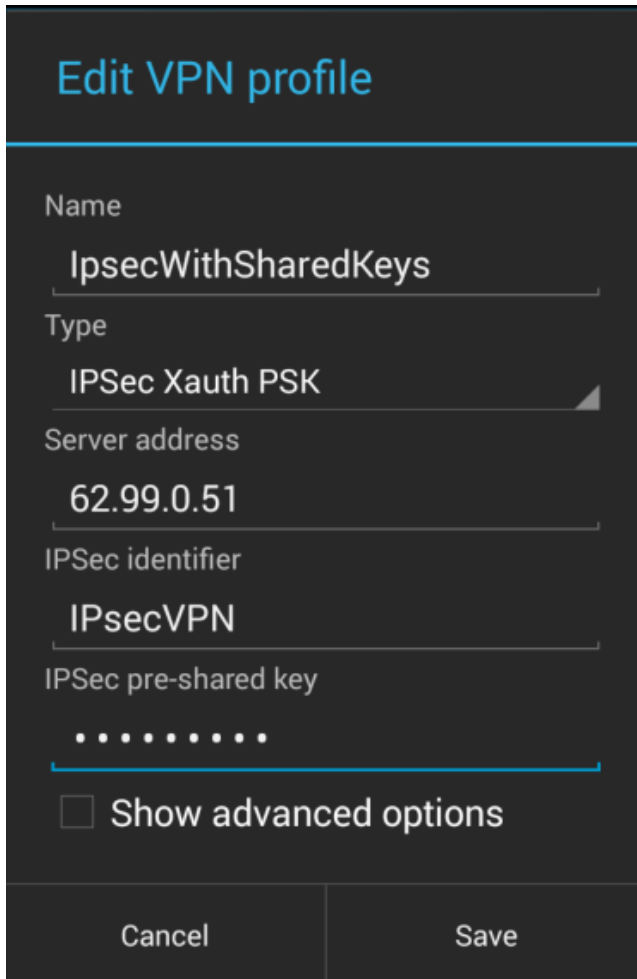
To use an Android device to connect to a client-to-site IPsec VPN without having to import a certificate, use shared key authentication. Your device must use Android version 4.0 or above.

Barracuda Networks reference device for IPsec PSK uses Android version 4.3.



Configure the Android VPN Client

1. On the Android device, tap **Settings**.
2. In the **Wireless & Networks** section, tap **More**.
3. Tap **VPN**.
4. Add the VPN by tapping the plus sign (+) next to **VPN**.
5. On the **Edit VPN profile** page, configure these settings:
 - **Name** - Enter a name for the VPN connection (e.g., IPsecWithSharedKeys).
 - **Type** - Select **IPSec Xauth PSK**.
 - **Server address** - Enter the network address for the VPN service (e.g., 62.99.0.51).
 - **IPSec identifier** - Enter the group policy name that you entered for the IPsec PSK VPN on the NextGen X-Series Firewall (e.g., IPsecVPN).
 - **IPSec pre-shared key** - Enter the PSK.



Edit VPN profile

Name
IpssecWithSharedKeys

Type
IPSec Xauth PSK

Server address
62.99.0.51

IPSec identifier
IPsecVPN

IPSec pre-shared key
.....

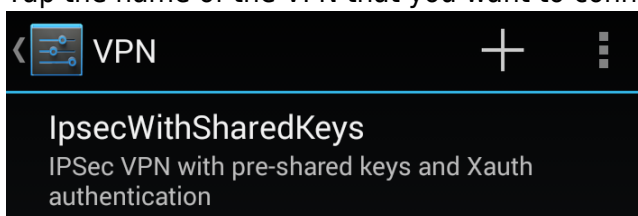
Show advanced options

Cancel Save

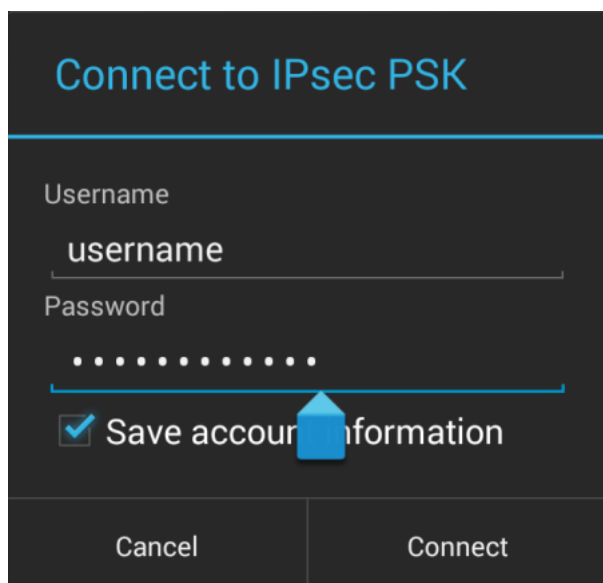
Connect to the VPN with the Android Device

After configuring the Android device, you can connect to the IPsec VPN.

1. On the device, navigate to the VPN screen.
2. Tap the name of the VPN that you want to connect to (e.g., **IPsecWithSharedKeys**).



3. Enter your **Username** and **Password**, and then tap **Connect**.



Connect to IPsec PSK

Username
username

Password
.....

Save account information

Cancel Connect

Figures

1. c2s_android.png
2. android_keys_01.png
3. android_keys_02.png
4. IPsecPSKAndroidUserPasswordPrompt.png

© Barracuda Networks Inc., 2020 The information contained within this document is confidential and proprietary to Barracuda Networks Inc. No portion of this document may be copied, distributed, publicized or used for other than internal documentary purposes without the written consent of an official representative of Barracuda Networks Inc. All specifications are subject to change without notice. Barracuda Networks Inc. assumes no responsibility for any inaccuracies in this document. Barracuda Networks Inc. reserves the right to change, modify, transfer, or otherwise revise this publication without notice.