

How to Restore a OneDrive for Business Data Source

<https://campus.barracuda.com/doc/78154066/>

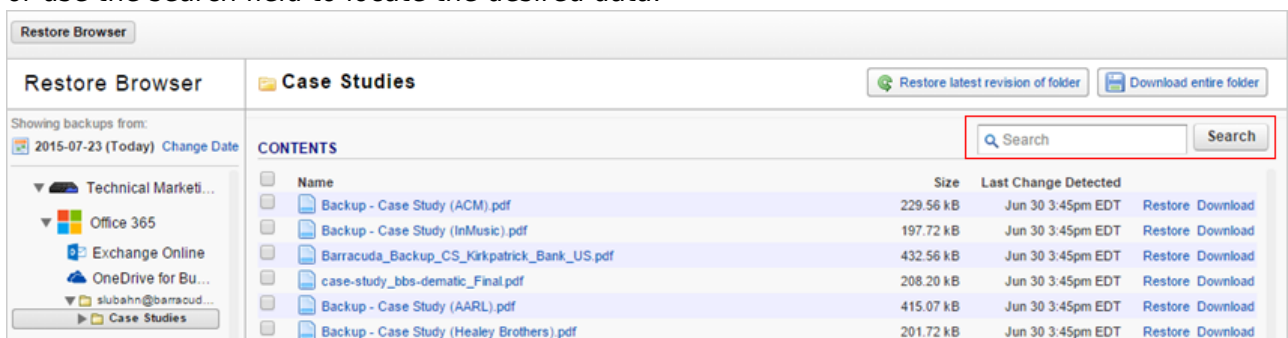
Use the following steps to restore OneDrive for Business data:

Note that performing a restore will not overwrite any current data.

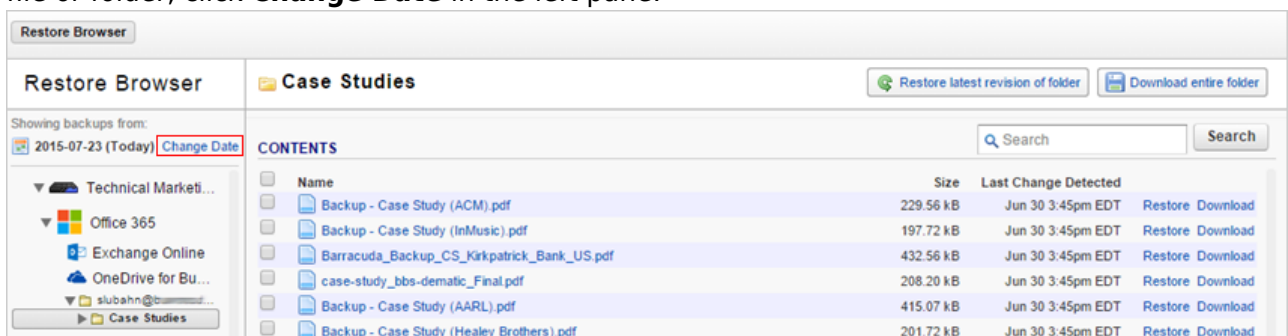
1. Log into Barracuda Backup, and select the Cloud-to-Cloud Backup Source in the left pane.
2. Click the **Restore** tab, and then click **Restore Browser**.
3. Click **OneDrive for Business** in the left pane, and then select the user account from which to restore data:



4. Navigate through the folder structure to locate the file or folder you want to restore, or use the search field to locate the desired data:



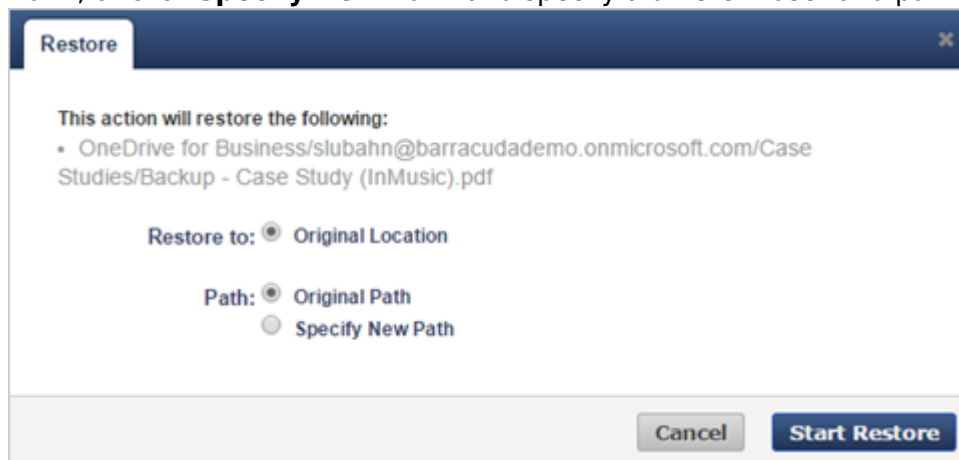
5. The default view displays data present during the last backup. To find a historical revision of a file or folder, click **Change Date** in the left pane:



6. Use the calendar to select the desired day to view data available for restore from that date.
7. Once you locate the file(s) or folder to restore, click **Restore** to the right of a single item, or click **Restore selected items** if you selected multiple items:



8. The **Restore** dialog box displays. Select to restore to the **Original Location** and **Original Path**, or click **Specify New Path** and specify a different user and path:



9. Click **Start Restore**. A notification displays that the restore is in progress:



10. To view restore status, go to the **Reports > Restore** page.
 11. Verify the files or folders have been restored in the user's OneDrive for Business account.

Figures

1. onedrive01.png
2. onedrive02.png
3. onedrive03.png
4. onedrive04.png
5. onedrive05.png
6. inprogressBCCB.png

© Barracuda Networks Inc., 2024 The information contained within this document is confidential and proprietary to Barracuda Networks Inc. No portion of this document may be copied, distributed, publicized or used for other than internal documentary purposes without the written consent of an official representative of Barracuda Networks Inc. All specifications are subject to change without notice. Barracuda Networks Inc. assumes no responsibility for any inaccuracies in this document. Barracuda Networks Inc. reserves the right to change, modify, transfer, or otherwise revise this publication without notice.