

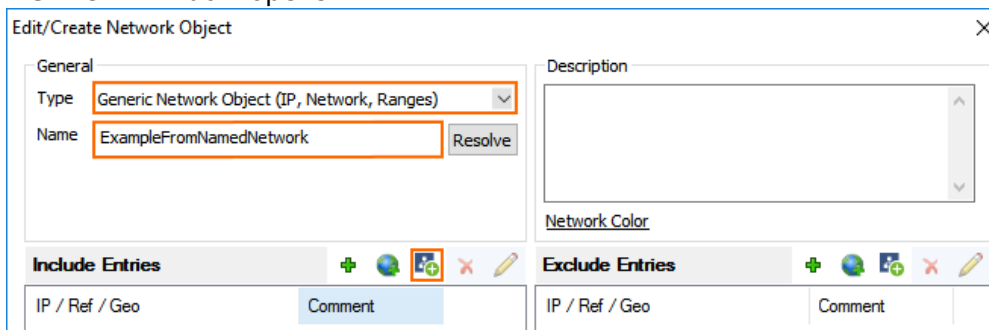
How to Configure Network Objects from Named Networks

<https://campus.barracuda.com/doc/79463006/>

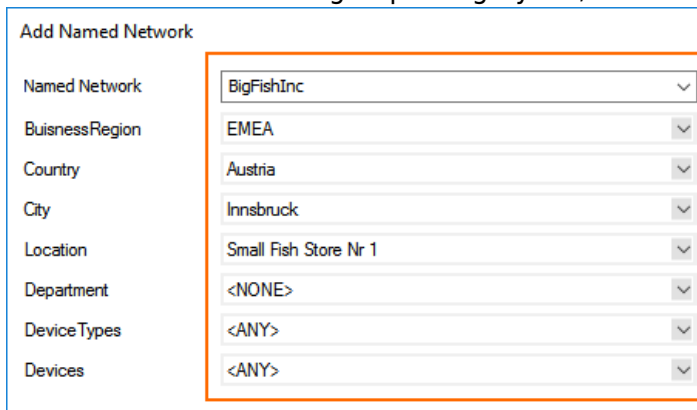
To be able to use the information stored in the Named Network object in the firewall configuration, you must create network objects. The networks included in the network objects are defined by setting the scope of the Named Network object. The scope can be defined individually for each Named Network tree node in the network object. This allows you to use Named Networks for standard network object lists of network addresses or IP address. You can also create wildcard network objects by selecting a wider scope when selecting the included Named Network tree nodes and group categories.

Create a Network Object from a Named Network Object

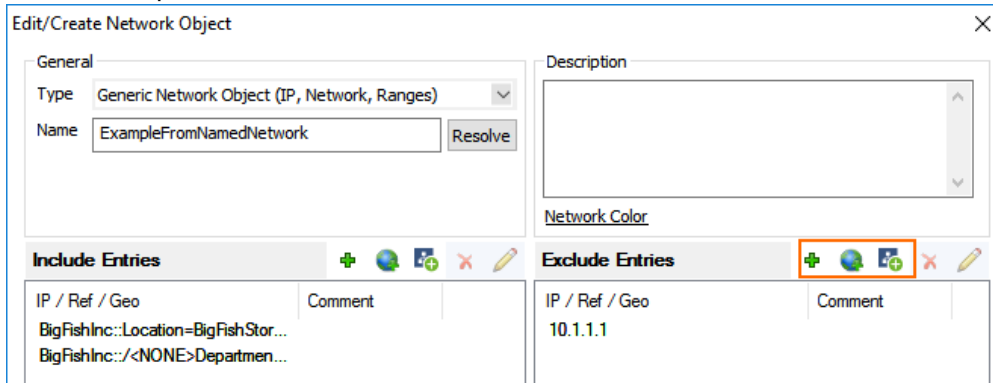
1. Go to **CONFIGURATION > Configuration Tree > Box > Assigned Services > Firewall > Forwarding Rules**.
2. In the left menu, click **Networks**.
3. Click **Lock**.
4. Right-click the table and select **New**. The **Edit/Create Network Object** window opens.
5. From the **Type** drop-down list, select **Generic Network Object (IP, Network, Range)**.
6. Enter a **Name**.
7. In the **Include Entries** section, click the **Add Named Network** icon. The **Add Named Network** window opens.



8. Select the **Named Network Object**.
9. From the tree node and group category list, select the scope of the network object.

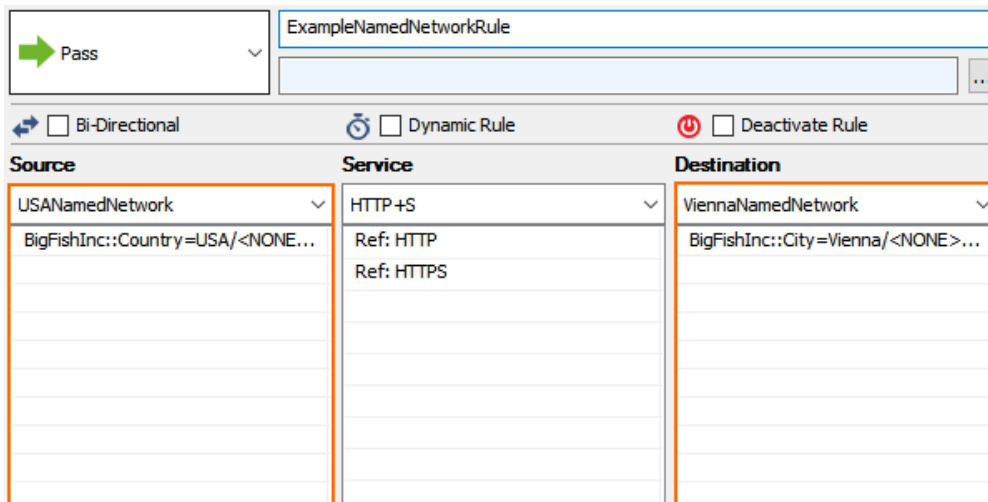


10. Click **Insert and Close**
11. In the **Exclude Entries** section, add IP address, network, and geolocation of Named Networks to the exceptions.



12. Click **OK**.
13. Click **Send Changes** and **Activate**.

You can now use the wildcard network object in your access rules. When creating or editing an access rule, click the **Object Viewer** in the left menu to see a list of all available network objects.



Figures

1. network_object_named_network_01.png
2. network_object_named_network_02.png
3. network_object_named_network_03.png
4. network_object_named_network_04.png

© Barracuda Networks Inc., 2020 The information contained within this document is confidential and proprietary to Barracuda Networks Inc. No portion of this document may be copied, distributed, publicized or used for other than internal documentary purposes without the written consent of an official representative of Barracuda Networks Inc. All specifications are subject to change without notice. Barracuda Networks Inc. assumes no responsibility for any inaccuracies in this document. Barracuda Networks Inc. reserves the right to change, modify, transfer, or otherwise revise this publication without notice.