

## Certificate Store Page

<https://campus.barracuda.com/doc/79463229/>

The **Certificate Store** page lets you create, upload, and manage certificates on the Control Center and stand-alone firewalls. Certificates in the certificate store can be used for firewall services such as SSL Inspection. For information on how to enable the certificate store and how to create, import, and export certificates, see [How to Manage Certificates in the Certificate Store](#).

Certificate Store							
				Discard	Unlock	Send Changes	×
				Im/Export			
Name	Ref by	Subject	Issuer	Is CA	Has...	Expires	Comment
MailServerCert	0				✓		
		smtp.sj1net.com	subCA2.sj1net.com			03.04.2022	
		subCA2.sj1net.com	subCA1.sj1net.com	✓		02.04.2027	
		subCA1.sj1net.com	rootCA.sj1net.com	✓		02.04.2027	
		rootCA.sj1net.com	rootCA.sj1net.com	✓		03.04.2020	
WebServerCert	1				✓		
		www.sj1net.com	subCA2.sj1net.com			03.04.2022	
		subCA2.sj1net.com	subCA1.sj1net.com	✓		02.04.2027	
		subCA1.sj1net.com	rootCA.sj1net.com	✓		02.04.2027	
		rootCA.sj1net.com	rootCA.sj1net.com	✓		03.04.2020	

## Viewing Certificate Details

To view the details of certificates in the certificate store list, click the expand (triangle) indicator in the **Name** field.

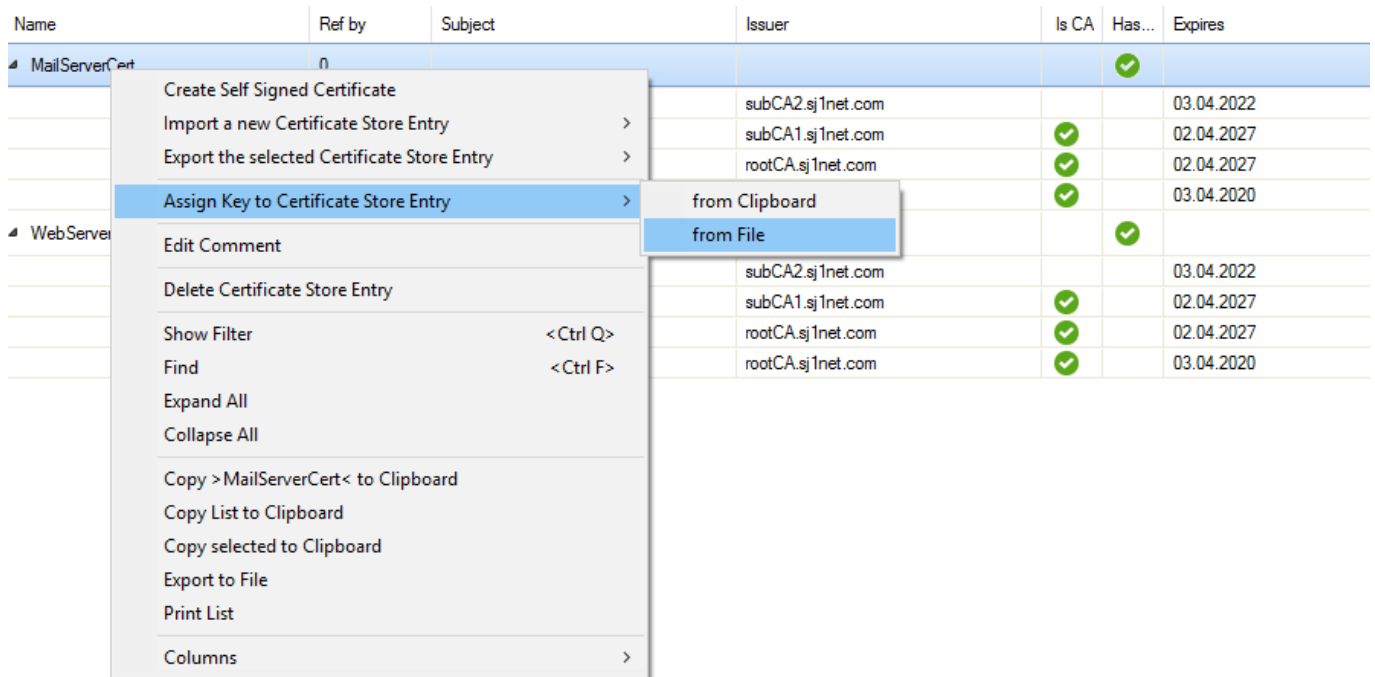
Name	Ref by	Subject
MailServerCert	0	
		smtp.sj1net.com
		subCA2.sj1net.com
		subCA1.sj1net.com
		rootCA.sj1net.com

Certificate information is displayed in the columns as follows:

- **Name** – Shows the name of the certificate.
- **Ref by** – Shows if the certificate has references.
- **Subject** – Shows the subject alternative name of the certificate.
- **Issuer** – Shows the issuer of the certificate.
- **Is CA** – A green tick indicates whether the certificate is a CA.
- **Has Key** – A green tick indicates whether the certificate has an authorized public key assigned.
- **Expires** – Shows the expiration date of the certificate.
- **Comment** – Displays additional information if available.

## Managing Certificate Entries

To manage certificate entries, use the right-click context menu.



The context menu provides the following options:

- **Create Self Signed Certificate** - Lets you create a certificate.
- **Import a new Certificate Store Entry** - Lets you import a certificate.  
 If you must import a certificate, check if it is part of a certificate chain. If so, you must import the complete certificate chain into the certificate store so as not to break the chain of trust.
- **Export the selected Certificate Store Entry** - Lets you export a selected certificate.
- **Assign Key to Certificate Store Entry** - Lets you import a key for a selected certificate.
- **Edit Comment** - Lets you add information to a selected certificate.
- **Delete Certificate Store Entry** - Lets you export a selected certificate.
- **Show Filter** - Opens the filtering section.
- **Find** - Opens the search bar.
- **Expand/Collapse All** - Expands or collapses the entries view.
- **Copy** - Lets you copy the selected entry, certificate, or list to the clipboard.
- **Export** - Lets you export the selected entry to a file.
- **Print** - Lets you print the selected entry.

For information how to use the context menu, see [How to Manage Certificates in the Certificate Store](#).

## Filter Options

To filter the list entries by time period and date, right-click in the list and select **Show Filter**.

Certificate Store							
Name	Ref by	Subject	Issuer	Is CA	Has...	Expires	Comment
MailServerCert	0	smtp.sj1net.com	subCA2.sj1net.com		✓	03.04.2022	
		subCA2.sj1net.com	subCA1.sj1net.com	✓	✓	02.04.2027	
			rootCA.sj1net.com	✓		02.04.2027	
			rootCA.sj1net.com	✓		03.04.2020	
WebServerCert					✓		
			subCA2.sj1net.com			03.04.2022	
			subCA1.sj1net.com	✓		02.04.2027	

The filtering section provides a field for each column. Enter the filter criteria in the field above the column to use for the filter.

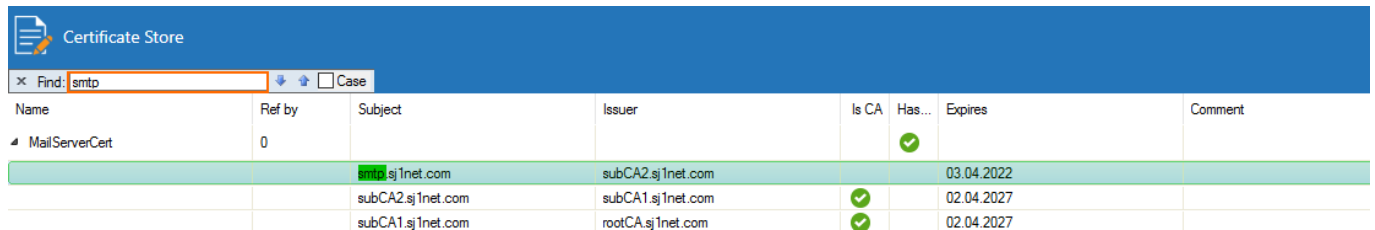
Certificate Store							
Filter	Filter	subCA	Filter	Filter	Filter	02.04.2027	Filter
Name	Ref by	Subject	Issuer	Is CA	Has Key	Expires	Comment
MailServerCert	0				✓		
		subCA2.sj1net.com	subCA1.sj1net.com	✓		02.04.2027	
		subCA1.sj1net.com	rootCA.sj1net.com	✓		02.04.2027	
WebServerCert	0				✓		
		subCA2.sj1net.com	subCA1.sj1net.com	✓		02.04.2027	
		subCA1.sj1net.com	rootCA.sj1net.com	✓		02.04.2027	

To reset the filter, right-click in the list again and select **Clear and Hide Filter**.

To search for entries by keyword, right-click in the list and select **Find**.

Certificate Store							
Name	Ref by	Subject	Issuer	Is CA	Has...	Expires	Comment
MailServerCert	0				✓		
		subCA2.sj1net.com	subCA1.sj1net.com	✓		02.04.2027	
			net.com	✓		02.04.2027	
WebServerCert	0				✓		
			net.com	✓		02.04.2027	
			et.com	✓		02.04.2027	

Enter the keyword in the search box. To search for case sensitive entries, select the **Case** check box.



The screenshot shows the 'Certificate Store' window. At the top, there is a search bar with the text 'Find: smtp' and a 'Case' checkbox. Below the search bar is a table with the following columns: Name, Ref by, Subject, Issuer, Is CA, Has..., Expires, and Comment. The table contains several entries, with the first one highlighted in green. The highlighted entry has 'MailServerCert' in the Name column, '0' in the Ref by column, 'smtp.sj1net.com' in the Subject column, 'subCA2.sj1net.com' in the Issuer column, a green checkmark in the Is CA column, and '03.04.2022' in the Expires column. Below this, there are three more rows of data, each with a green checkmark in the Is CA column and an expiration date of '02.04.2027'.


Name	Ref by	Subject	Issuer	Is CA	Has...	Expires	Comment
MailServerCert	0	smtp.sj1net.com	subCA2.sj1net.com	✓		03.04.2022	
		subCA2.sj1net.com	subCA1.sj1net.com	✓		02.04.2027	
		subCA1.sj1net.com	rootCA.sj1net.com	✓		02.04.2027	

All search results that match the keyword appear highlighted in green. Use the arrow icons in the search box to jump to the next entry.

## Advanced Certificate Details

The **Certificate View** window shows advanced details of the certificate. To access the **Certificate View** window, either double-click or right-click a certificate in the list and select **Show Certificate**.

The main window shows the subject, issuer, and key. To view advanced details, click **Advanced**.

 Certificate View ✕

**Subject**

CountryATStateVienna

OrganisationBarracuda NetworksLocation

Nameyour nameUnitEngineering

SubAltNameEmailadmin@sj1net.com

Use Time Scope ☐

From01.01.1970

To19.01.2038

**Issuer**

CountryATStateVienna

OrganisationBarracuda NetworksLocation

Nameyour nameUnitEngineering

Emailadmin@sj1net.com

**Properties**

Key	Value
Fingerprint (SHA256)	7E:3B:20:75:3E:3F:05:A1:0D:41:73:B0:36:EC:11:AD:CA:C9:5D:02...
Fingerprint (SHA1)	D1:4B:06:23:EB:65:79:91:73:F8:96:B9:E0:B8:9C:F6:95:CD:98:02
CA Certificate	TRUE

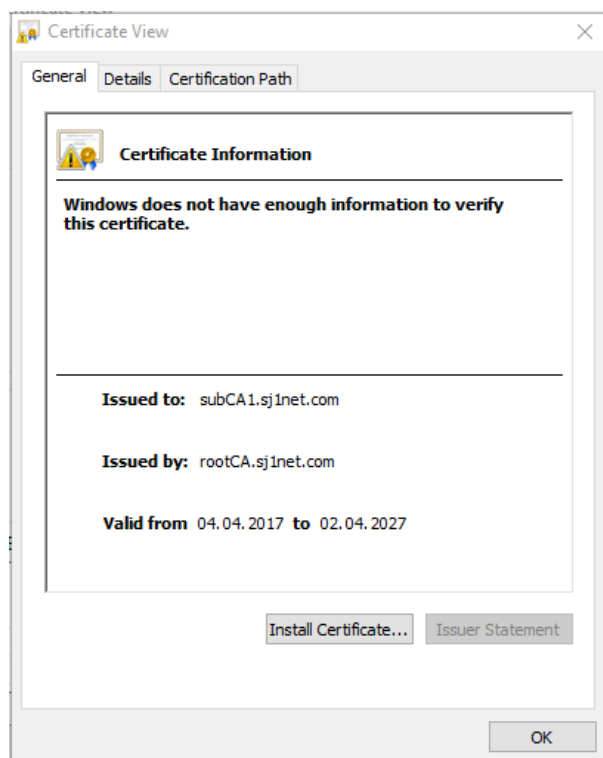
Advanced

OK

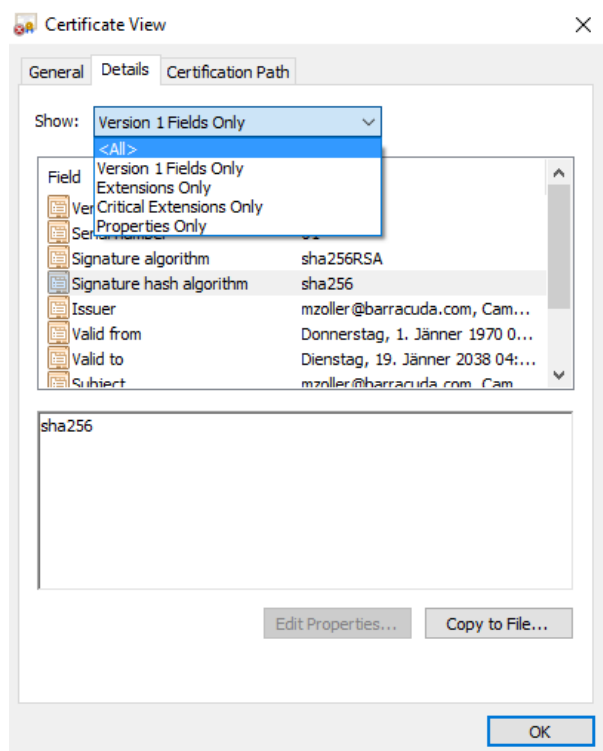
Cancel

Advanced information, such as path and trust chain, is arranged in tabs.

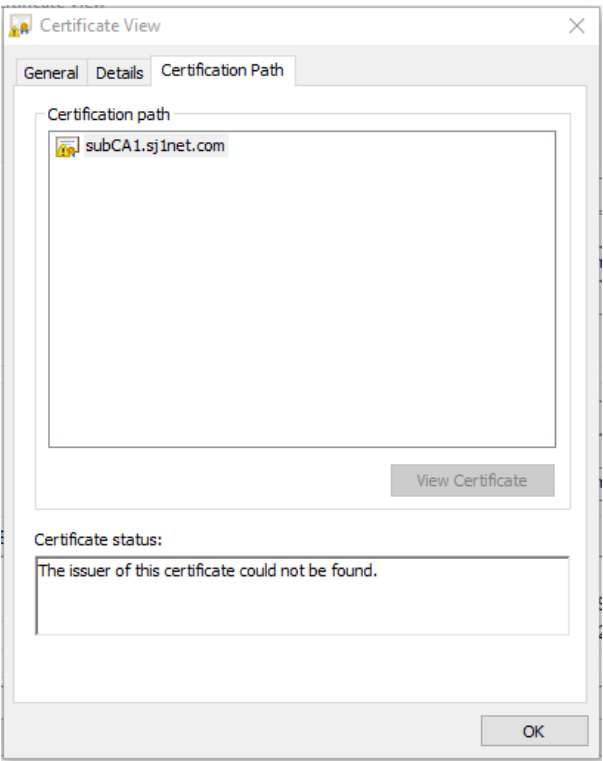
The **General** tab shows if the certificate is trusted. It also provides the option to install the certificate.



The **Details** tab shows all information that is available for the certificate. To narrow down the entries, click the **Show** drop-down field, and select the filter criteria.



The **Certification Path** tab shows path, trust chain (if available), and status of the certificate.



## Figures

1. cert\_store.png
2. cert\_list.png
3. cert\_expand.png
4. cert\_filter1.png
5. cert\_filter2.png
6. cert\_search.png
7. cert\_find.png
8. cert\_view.png
9. cert\_view1.png
10. cert\_view2.png
11. cert\_view3.png

© Barracuda Networks Inc., 2024 The information contained within this document is confidential and proprietary to Barracuda Networks Inc. No portion of this document may be copied, distributed, publicized or used for other than internal documentary purposes without the written consent of an official representative of Barracuda Networks Inc. All specifications are subject to change without notice. Barracuda Networks Inc. assumes no responsibility for any inaccuracies in this document. Barracuda Networks Inc. reserves the right to change, modify, transfer, or otherwise revise this publication without notice.