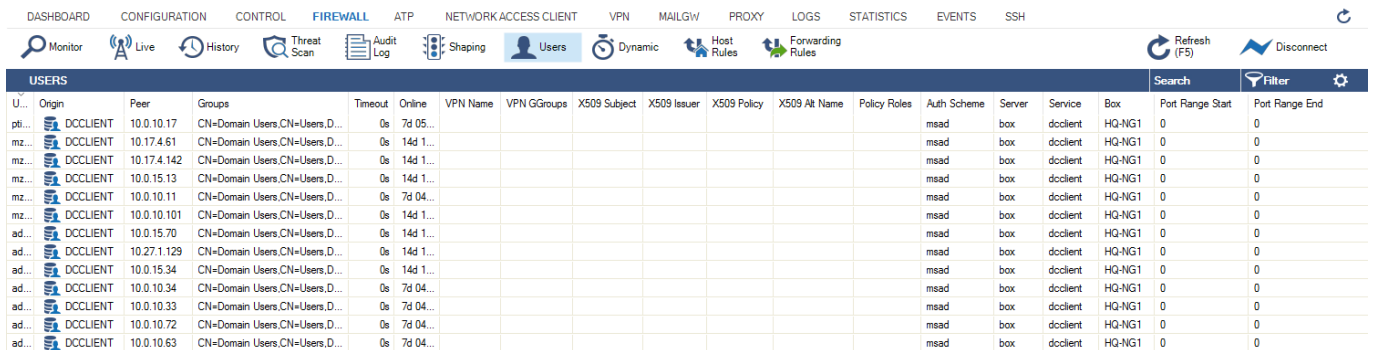


## Users Page

<https://campus.barracuda.com/doc/79463241/>

The **USERS** page lets you view information on Barracuda CloudGen Firewall authenticated users. For general information on firewall authentication, see [Firewall Authentication and Guest Access](#). To access the **USERS** page, click the **FIREWALL** tab and select the **Users** icon.



U...	Origin	Peer	Groups	Timeout	Online	VPN Name	VPN GGroups	X509 Subject	X509 Issuer	X509 Policy	X509 Alt Name	Policy Roles	Auth Scheme	Server	Service	Box	Port Range Start	Port Range End
pt...	DCCLIENT	10.0.10.17	CN=Domain Users,CN=Users,D...	0s	7d 05...								msad	box	dcclient	HQ-NG1	0	0
mz...	DCCLIENT	10.17.4.61	CN=Domain Users,CN=Users,D...	0s	14d 1...								msad	box	dcclient	HQ-NG1	0	0
mz...	DCCLIENT	10.17.4.142	CN=Domain Users,CN=Users,D...	0s	14d 1...								msad	box	dcclient	HQ-NG1	0	0
mz...	DCCLIENT	10.0.15.13	CN=Domain Users,CN=Users,D...	0s	14d 1...								msad	box	dcclient	HQ-NG1	0	0
mz...	DCCLIENT	10.0.10.11	CN=Domain Users,CN=Users,D...	0s	7d 04...								msad	box	dcclient	HQ-NG1	0	0
mz...	DCCLIENT	10.0.10.101	CN=Domain Users,CN=Users,D...	0s	14d 1...								msad	box	dcclient	HQ-NG1	0	0
ad...	DCCLIENT	10.0.15.70	CN=Domain Users,CN=Users,D...	0s	14d 1...								msad	box	dcclient	HQ-NG1	0	0
ad...	DCCLIENT	10.27.1.129	CN=Domain Users,CN=Users,D...	0s	14d 1...								msad	box	dcclient	HQ-NG1	0	0
ad...	DCCLIENT	10.0.15.34	CN=Domain Users,CN=Users,D...	0s	14d 1...								msad	box	dcclient	HQ-NG1	0	0
ad...	DCCLIENT	10.0.10.34	CN=Domain Users,CN=Users,D...	0s	7d 04...								msad	box	dcclient	HQ-NG1	0	0
ad...	DCCLIENT	10.0.10.33	CN=Domain Users,CN=Users,D...	0s	7d 04...								msad	box	dcclient	HQ-NG1	0	0
ad...	DCCLIENT	10.0.10.72	CN=Domain Users,CN=Users,D...	0s	7d 04...								msad	box	dcclient	HQ-NG1	0	0
ad...	DCCLIENT	10.0.10.63	CN=Domain Users,CN=Users,D...	0s	7d 04...								msad	box	dcclient	HQ-NG1	0	0

The **USERS** page provides the following information on authenticated users:

- **User** – The login name of the user.
- **Origin** – The type of connection for authentication:
  - **VPNT** – VPN tunnel
  - **VPNP** – Personal VPN
  - **VPNG** – Group VPN
  - **HTTP** – Via browser
  - **DCCLIENT** – Authentication information received from the DC Agent on the Microsoft Active Directory Server.
  - **TSAGENT** – Authentication information received from the TS Agent on the Microsoft Terminal Server.
  - **PROXY** – The user is authenticated via HTTP proxy service.
- **Peer** – The IP address used to establish the connection.
- **Groups** – The authentication group that the user is assigned to.
- **Timeout** – The length of time until authentication expires.
- **Online** – The length of time that the user is authenticated.
- **VPN Name** – The name of the VPN tunnel.
- **VPN Groups** – The group policy that the user is assigned to.
- **X509 Details** – Lists the following information on X509 certificates:
  - **X509 Subject** – The subject of the X509 certificate.
  - **X509 Issuer** – The issuer of the X509 certificate.
  - **X509 Policy** – The X509 certificate's policy.
  - **X509 Alt Name** – The alternative name of the certificate.
- **Policy Roles** – The policy roles.
- **Auth Scheme** – The authentication scheme.
- **Server / Service / Box** – The server, service, and box used for authentication.

- **Port Range Start / End** - The port range assigned to the user.

## Managing User Information

To filter the list of users to be displayed on the **USERS** page, click the **Filter** icon on the top right of the list and enter values for a filter setting in the filter row.

USERS															Search	Filter	
Filter	VPNT	Filter	Filter			Filter	Filter	Filter	Filter	Filter	Filter	Filter	HQVPN	HQ-NG1	Filter	Filter	
User	Origin	Peer	Groups	Timeout	Online	VPN Name	VPN	X509	X509 Alt Na...	Polic	Auth Scheme	Serv	Server	Service	Box	Port Range Start	Port Range End
	VPNT	10.0.80.0/8		0s	4d 04...	VIRT1-VIRBO1						VIRT1	VIRT1	HQVPN	HQ-NG1	0	0
	VPNT	10.0.81.0/8		0s	4d 04...	VIRT1-VIRBO2						VIRT1	VIRT1	HQVPN	HQ-NG1	0	0


To search for a specific entry, click the **Search** icon.

To view detailed information for a user entry, double-click it. The **User Details** window displays the origin, online time, authentication scheme, and policy for the user.

User Details ✖

User: admin

---

Origin:  VPNT

Peer: 10.0.80.0/8

---

Groups:

Timeout: 0s

Online: 4d 04h 51m 53s

VPN Name: VIRT1-VIRBO1

VPN GGroups:

X509 Subject:

X509 Issuer:

X509 Policy:

X509 Alt Name:

Policy Roles:

Auth Scheme:

Server: VIRT1

Service: HQVPN

Box: HQ-NG1

Port Range Start: 0

Port Range End: 0

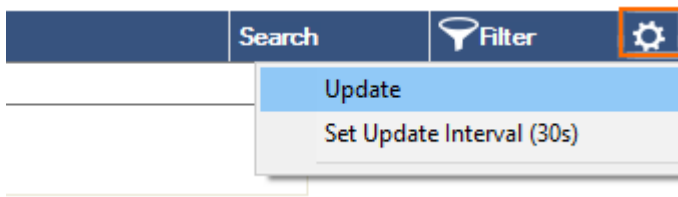
## Updating the USERS View

You can refresh the **USERS** view manually or automatically.

To refresh the **USERS** view manually:

1. Click the cog wheel icon on the top right of the page.

2. Select **Update**.



To automatically refresh the list using an update interval:

1. Click the cog wheel icon on the top right of the page.
2. Select **Set Update Interval**. The **Change Update Interval** window opens.
3. Enter the time in seconds for the update interval.
4. Click **OK**.

## Figures

1. users\_page.png
2. user\_filter.png
3. user\_details.png
4. event\_update.png

© Barracuda Networks Inc., 2019 The information contained within this document is confidential and proprietary to Barracuda Networks Inc. No portion of this document may be copied, distributed, publicized or used for other than internal documentary purposes without the written consent of an official representative of Barracuda Networks Inc. All specifications are subject to change without notice. Barracuda Networks Inc. assumes no responsibility for any inaccuracies in this document. Barracuda Networks Inc. reserves the right to change, modify, transfer, or otherwise revise this publication without notice.