















CC Barracuda Activation Page

<https://campus.barracuda.com/doc/79463261/>

The **Barracuda Activation** page provides information on the license activation status of managed CloudGen Firewalls. To access the **Barracuda Activation** page, click the **CONTROL** tab and select the **Barracuda Activation** icon.

The information displayed on the page is divided into two sections:

- Single Licenses
- Pool Licenses

CONTROL CONFIGURATION DATABASE ADMINS STATISTICS EVENTS NETWORK ACCESS CLIENT											
             											
Single Licenses											
Activation State	Box	Cluster	Range ID	Appliance	Serial	Location	Country	Start Date	Expiration Date	Info	
Activated	ZTD-NGF1	ZTDCluster	1	F201	271537		na			Licenses are up to date	
Activated	HQ-BACKUP-NGF1	HQ-Backup	1	VF50	283015		US	14.07.2011	02.01.2030	Licenses are up to date	
Terminated	ONDESK-F101	OnDesk	2	F101	221446		na			Write updated licenses failed. Licenses rejected: ...	
Pool Licenses											
Activation State	Model	License ID	Instances	Used	Serial	Start Date	Expiration Date	Activation Token	Info	License Type	Grace
Activated	VF25	678762-BN-VF25-Pool			678762	10.05.2016	19.05.2021	2T3RF-USXH8-5...	Licenses are up to date	Summary	15
Activated	VF2000	678763-BN-VF2000-Pool			678763	27.08.2015	05.09.2020	4EEE4-4K1NK-5...	Licenses are up to date	Summary	15
Activated	VF2000	784203-BN-VF2000-Pool			784203	10.05.2016	19.05.2019	TP71N-1882Y-P...	Licenses are up to date	Summary	15

Single Licenses

The information in the single licenses section is divided into the following columns:

- **Activation State** - This column shows the status of the license activation.
- **Box** - The name of the firewall.
- **Cluster** - The name of the cluster the box resides in.
- **Range ID** - The name of the range that cluster and box belong to.
- **Appliance** - The appliance model.
- **Serial** - The serial number of the appliance.
- **Location** - The geolocation the appliance resides in.
- **Country** - The country the appliance resides in.
- **Start Date** - The date the license activation starts.
- **Expiration Date** - The date the license expires.
- **Info** - Displays information on the license activation process.

Double-clicking an entry in the list triggers the activation process.

Context Menu

Right-clicking a list entry opens the context menu, which provides the following options:

- **Use Unattended Activation** – Select this check box for automatic activation.
- **Update Licenses on CC** – Triggers an update of the license.
- **Refresh** – Refreshes the display window.
- **Show Filter** – Displays the filter row on top of the list that lets you filter the list based on different criteria.

For more information on the standard context menu, see [Barracuda Firewall Admin](#).

Pool Licenses

The information in the pool licenses section is divided into the following columns:

- **Activation State** – This column shows the status of the license activation.
- **Model** – The appliance model.
- **License ID** – The ID of the license.
- **Instances** – The number of licenses the license is installed for.
- **Used** – Displays information about license usage in %.
- **Serial** – The serial number of the license.
- **Start Date** – The date the license activation starts.
- **Expiration Date** – The date the license expires.
- **Activation Token** – Displays the activation token.
- **Info** – Displays information on the license activation state.
- **License Type** – The license type.
- **Grace** – The grace period in days for the license.
- **Comment** – Additional information, if available.

Context Menu

Right-clicking a list entry opens the context menu, which provides the following options:

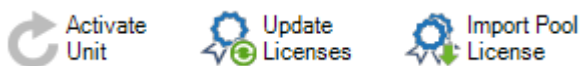
- **Import Pool License** – Imports the pool license.
- **Remove Pool BAR <License Number>** – Removes the selected pool license.
- **Use Unattended Activation** – If you activate this option, Firewall Admin will not ask for personal contact information upon activating licenses on Barracuda servers. Activation templates can be edited in the configuration on global, range, and cluster levels. The activation process itself has to be triggered manually.
- **Update Licenses on CC** – Triggers a license update.
- **Move Instances to another Pool** – This option replaces box licenses derived from one pool license to another pool license.
- **Reassign Licenses to Instances** – Reassigns licenses if the pool license was renewed, but box licenses were not automatically updated by the Control Center.
- **Open Pool Licenses Configuration** – Opens the **Multi-Range > Global Settings > Pool Licenses** configuration page.

- **Refresh** - Refreshes the display window.
- **Show Filter** - Displays the filter row on top of the list that lets you filter the list based on different criteria.

For more information on the standard context menu, see [Barracuda Firewall Admin](#).

Options Menu

The **Barracuda Activation** page provides icons in the top right of the ribbon bar, offering the following actions:



- **Activate Unit** - Starts the activation process for the selected firewall.
- **Update Licenses** - Triggers a license update.
- **Import Pool License** - Imports the pool license.

For more information, see [How to Install and Assign Pool Licenses on a Control Center](#).

Figures

1. cc_activation.png
2. options.png

© Barracuda Networks Inc., 2019 The information contained within this document is confidential and proprietary to Barracuda Networks Inc. No portion of this document may be copied, distributed, publicized or used for other than internal documentary purposes without the written consent of an official representative of Barracuda Networks Inc. All specifications are subject to change without notice. Barracuda Networks Inc. assumes no responsibility for any inaccuracies in this document. Barracuda Networks Inc. reserves the right to change, modify, transfer, or otherwise revise this publication without notice.