

How to Switch from the Web Interface to Barracuda Firewall Admin

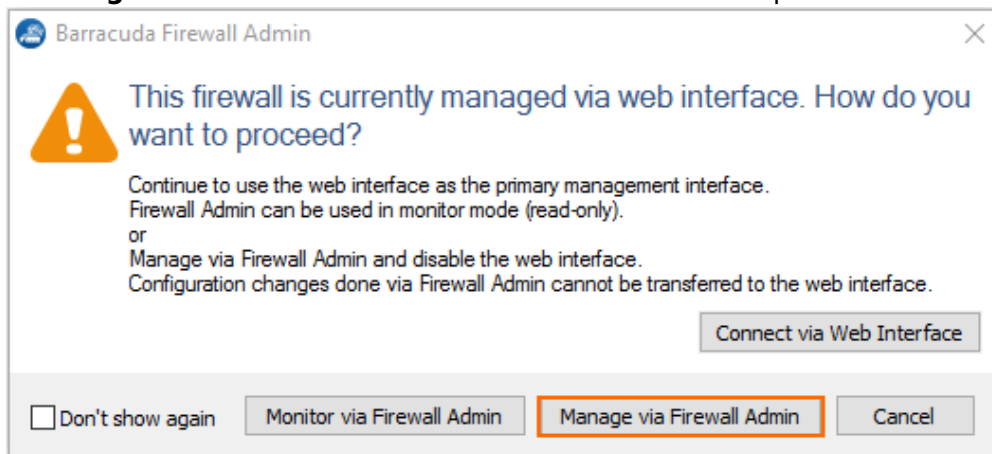
<https://campus.barracuda.com/doc/79463267/>

When you switch from the web interface to Barracuda Firewall Admin, log into the firewall via Firewall Admin and switch the firewall configuration management from the web interface to Firewall Admin. Before disabling the web interface, the firewall configuration is backed up internally. If you decide to switch back to the web interface at a later time, the configuration is restored from this internal backup. Configuration changes done via Firewall Admin cannot be transferred to the web interface later. There are two ways to switch from the web interface to Firewall Admin for managing your firewall configuration:

- When logging into Firewall Admin
- During a Firewall Admin session

Switch to Barracuda Firewall Admin at Login

1. Launch Barracuda Firewall Admin.
2. In the **Log In** window, select **Firewall**.
3. Enter the **Management IP, Username,** and **Password**.
4. Click **Sign in**. The **Barracuda Firewall Admin** window opens.

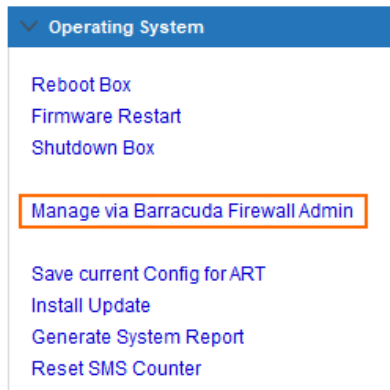


5. Select **Manage via Firewall Admin**.

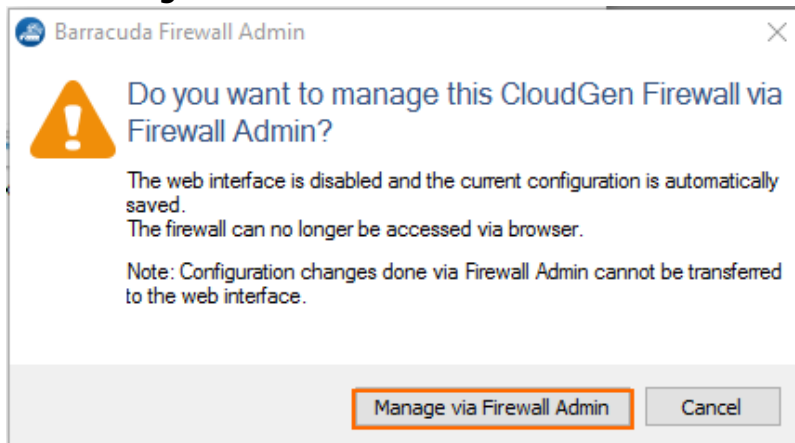
The firewall configuration is now managed by Firewall Admin, and the web interface is disabled. A backup of the firewall configuration is automatically stored internally on the firewall. This backup is reactivated in case you switch back to the web interface later.

Switch to Firewall Admin During a Firewall Admin Session

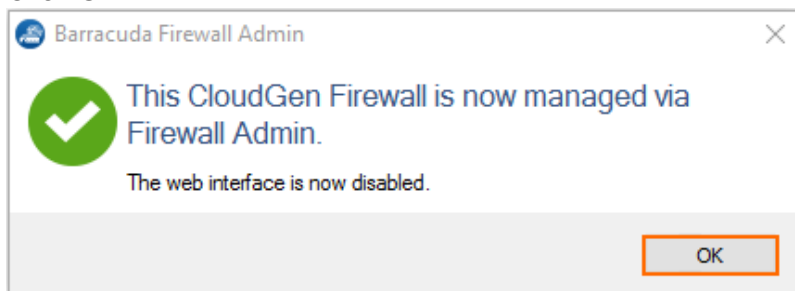
1. Go to **CONTROL > Box**.
2. In the left menu, expand the **Operating System** section and click **Manage via Barracuda Firewall Admin**.



3. Click **Manage via Firewall Admin**.



4. Click **OK**.



Your firewall is now fully managed by Barracuda Firewall Admin and the Web interface is no longer accessible.

Figures

1. web_if_popup.png
2. manage_ngadmin.png
3. manage_ngadmin_02.png
4. manage_ngadmin_03.png

© Barracuda Networks Inc., 2019 The information contained within this document is confidential and proprietary to Barracuda Networks Inc. No portion of this document may be copied, distributed, publicized or used for other than internal documentary purposes without the written consent of an official representative of Barracuda Networks Inc. All specifications are subject to change without notice. Barracuda Networks Inc. assumes no responsibility for any inaccuracies in this document. Barracuda Networks Inc. reserves the right to change, modify, transfer, or otherwise revise this publication without notice.