

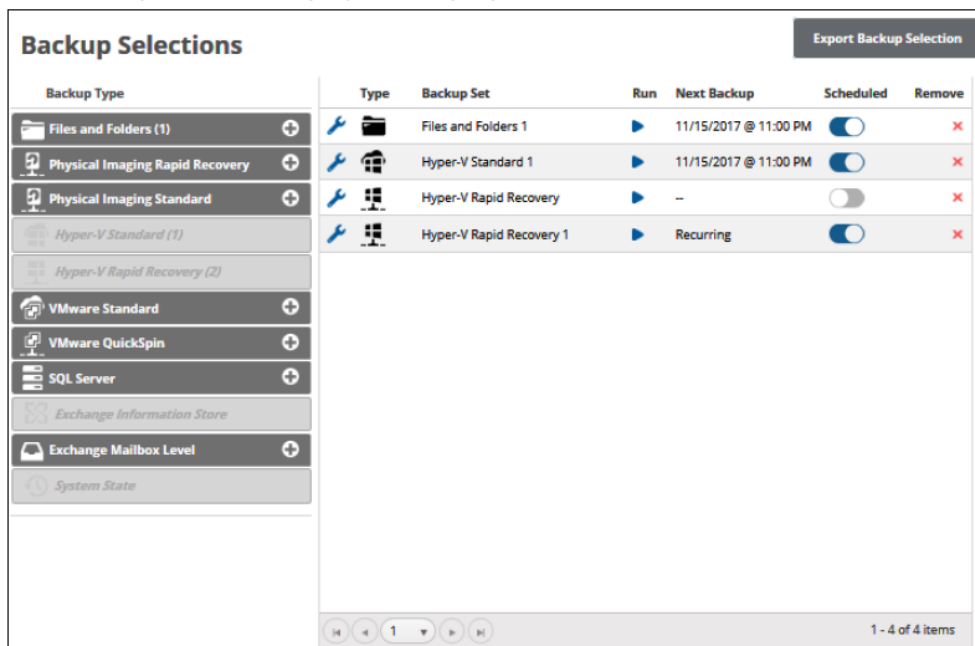
## Removing Physical Imaging Rapid Recovery Backup Sets

<https://campus.barracuda.com/doc/89620542/>


To remove a Physical Imaging Rapid Recovery backup set, perform the following steps.

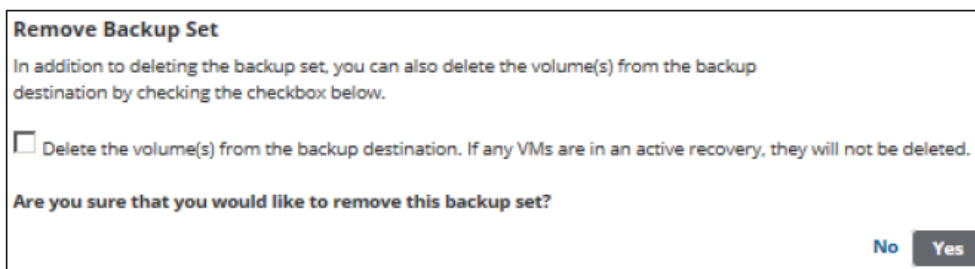
1. Navigate to the Backup Selections page. See [Creating Physical Imaging Rapid Recovery Backups](#) for instructions.

The Backup Selections page is displayed.



Backup Type	Type	Backup Set	Run	Next Backup	Scheduled	Remove
Files and Folders (1)	Files and Folders	Files and Folders 1	▶	11/15/2017 @ 11:00 PM	☑	✗
Physical Imaging Rapid Recovery	Hyper-V	Hyper-V Standard 1	▶	11/15/2017 @ 11:00 PM	☑	✗
Physical Imaging Standard	Hyper-V	Hyper-V Rapid Recovery	▶	–	☐	✗
Hyper-V Standard (1)	Hyper-V	Hyper-V Rapid Recovery 1	▶	Recurring	☑	✗
Hyper-V Rapid Recovery (2)						
VMware Standard						
VMware QuickSpin						
SQL Server						
Exchange Information Store						
Exchange Mailbox Level						
System State						

2. At the relevant backup set row, click the remove icon  to remove the backup set. The confirmation pop-up is displayed.



**Remove Backup Set**

In addition to deleting the backup set, you can also delete the volume(s) from the backup destination by checking the checkbox below.

☐ Delete the volume(s) from the backup destination. If any VMs are in an active recovery, they will not be deleted.

Are you sure that you would like to remove this backup set?

No Yes

3. Optionally select the **Delete the volume(s) from the backup destination** check box, and then click **Yes**.

**Note:** VMs in active recovery are not deleted.  
The backup set is removed.

## Figures

1. image2019-8-30 8:38:51.png
2. image2019-8-30 8:39:23.png
3. image2019-8-30 8:39:56.png

© Barracuda Networks Inc., 2024 The information contained within this document is confidential and proprietary to Barracuda Networks Inc. No portion of this document may be copied, distributed, publicized or used for other than internal documentary purposes without the written consent of an official representative of Barracuda Networks Inc. All specifications are subject to change without notice. Barracuda Networks Inc. assumes no responsibility for any inaccuracies in this document. Barracuda Networks Inc. reserves the right to change, modify, transfer, or otherwise revise this publication without notice.