

## Updating the Cloud Formation Template in AWS

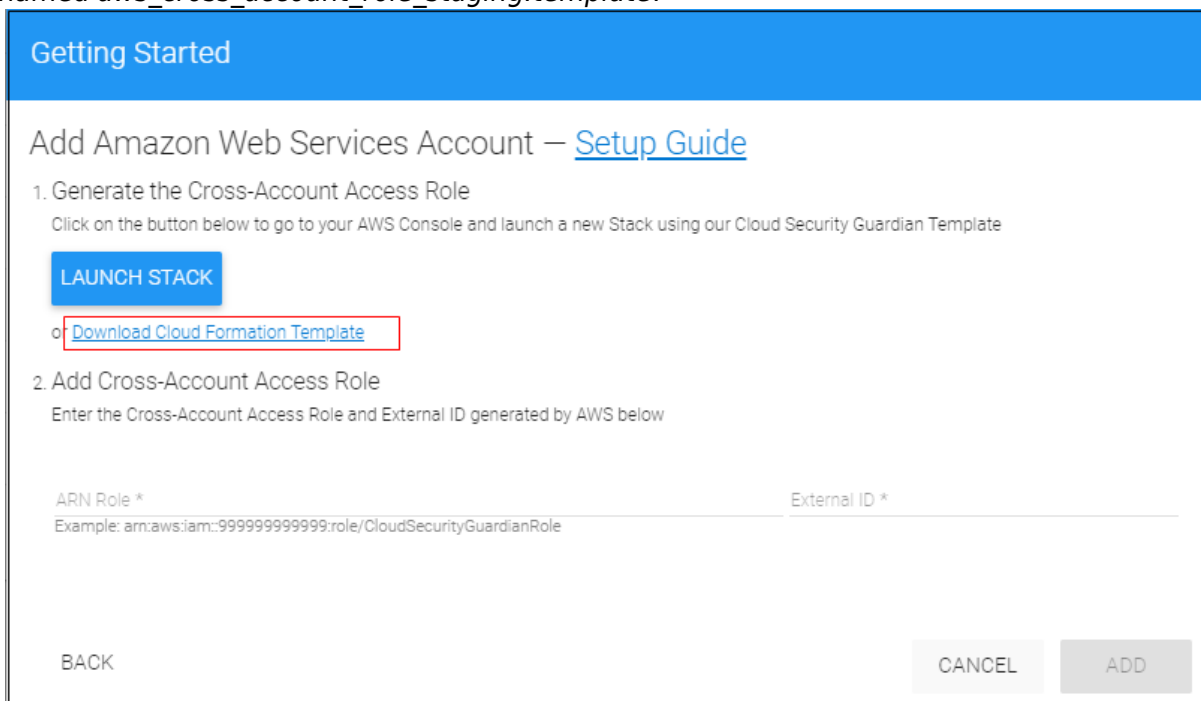
<https://campus.barracuda.com/doc/90443042/>

Note that the steps on this page are not required for all accounts.

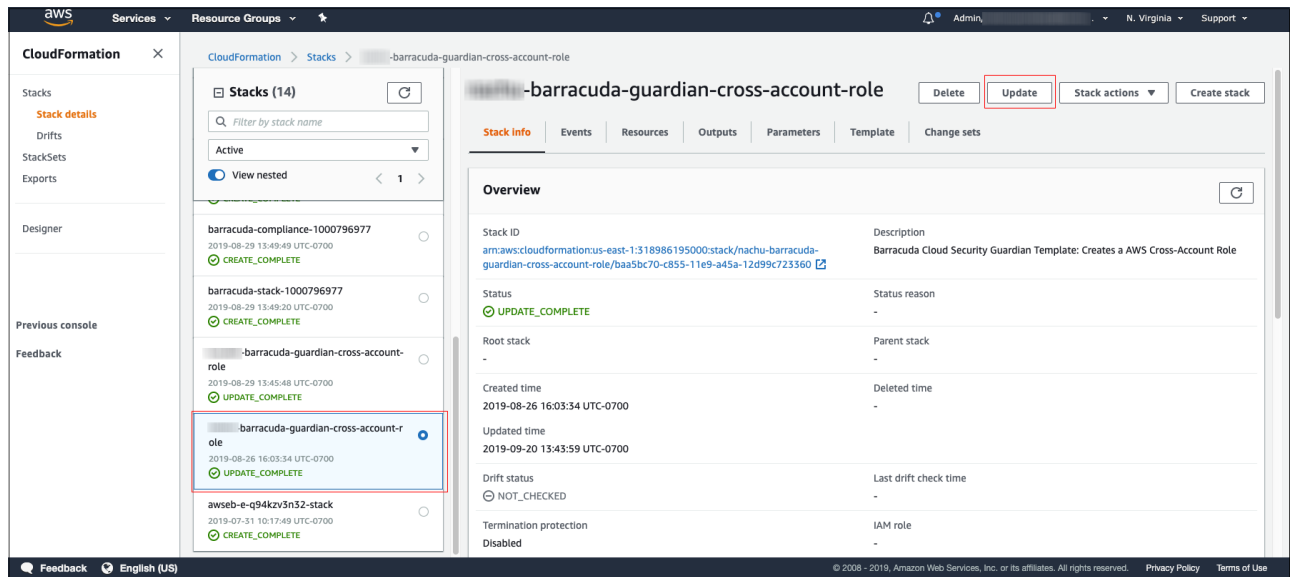
Follow these steps to update permissions for existing AWS cloud accounts that you already added to Barracuda Cloud Security Guardian. If this is your first time using Barracuda Cloud Security Guardian with AWS, no update is required. Proceed straight to [Configuring and Deploying a Firewall using AWS](#).

To update your cloud formation template in AWS:

1. Log into Cloud Security Guardian.
2. In the left menu, select **Settings > Cloud Service Providers**.
3. Click **Add Account**. Then select **AWS**.
4. In the **Getting Started** window, click **Download Cloud Formation Template**.  
By default, the new template is saved in the **Downloads** directory and is named `aws_cross_account_role_staging.template`.

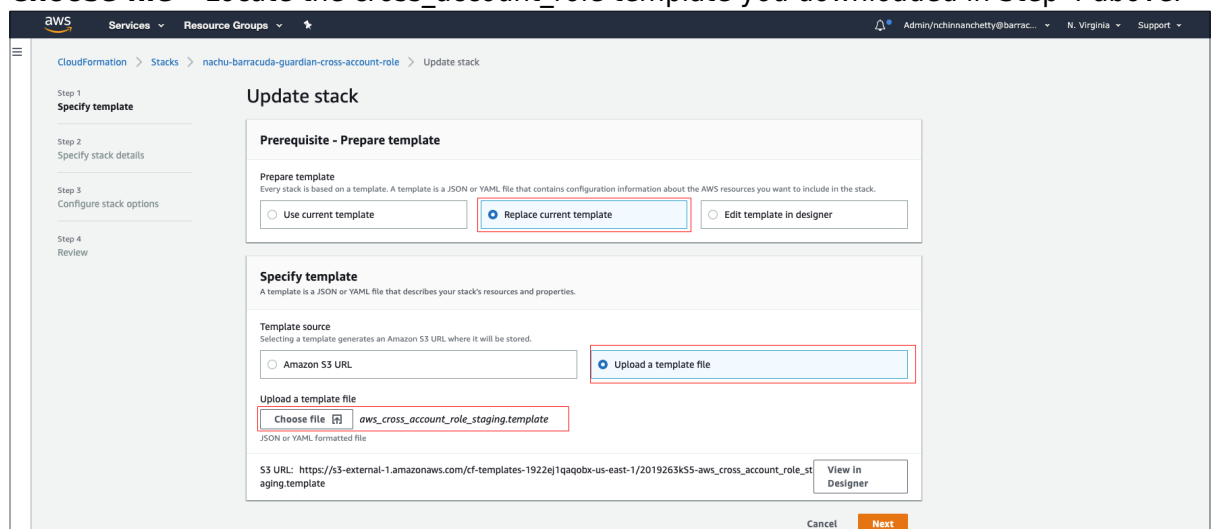


5. Click **Cancel**.
6. Log into AWS. Under **CloudFormation > Stacks**, locate your current `cross_account_role` template. In the top right of the screen, click **Update**.

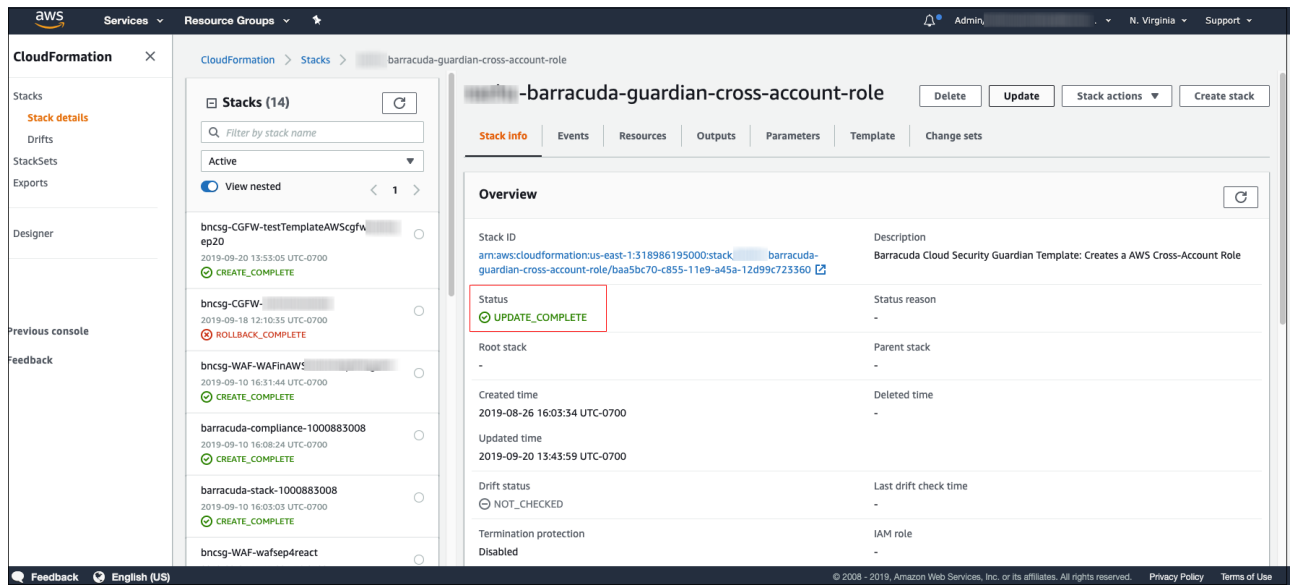


7. In the **Update Stack** window, make the following selections, then click **Next**.

- **Prerequisite - Prepare template - Replace current template**
- **Specify template - Upload a template file**
- **Choose file** - Locate the cross\_account\_role template you downloaded in Step 4 above.



8. Click **Next** again on the next screen.
9. Click **Next** again on the next screen.
10. The **Overview** page displays. Select the checkbox, showing that you agree to the terms. Then click **Update Stack**.  
Check that the **Status** displays **UPDATE\_COMPLETE**.



The screenshot shows the AWS CloudFormation console interface. On the left, there's a navigation pane with 'Stacks' selected. The main area displays a list of stacks under the 'barracuda-guardian-cross-account-role' resource group. The stack 'bncsg-CGFW-testTemplateAWSsgfw-ep20' is highlighted, showing its status as 'UPDATE\_COMPLETE'. The right pane shows the 'Overview' tab for this stack, with the 'Status' field also highlighted as 'UPDATE\_COMPLETE'.

Stack Name	Status	Created Time	Updated Time
bncsg-CGFW-testTemplateAWSsgfw-ep20	UPDATE_COMPLETE	2019-09-20 13:53:05 UTC-0700	2019-09-18 12:10:35 UTC-0700
bncsg-CGFW-	ROLLBACK_COMPLETE	2019-09-18 12:10:35 UTC-0700	-
bncsg-WAFinAWS-	CREATE_COMPLETE	2019-09-10 16:31:44 UTC-0700	-
barracuda-compliance-1000883008	CREATE_COMPLETE	2019-09-10 16:08:24 UTC-0700	-
barracuda-stack-1000883008	CREATE_COMPLETE	2019-09-10 16:03:03 UTC-0700	-
bncsg-WAFwafsep4react	-	-	-

**Stack Overview Details:**

- Stack ID:** `arn:aws:cloudformation:us-east-1:318986195000:stack/barracuda-guardian-cross-account-role/baa5bc70-c855-11e9-a45a-12d99c723360`
- Description:** Barracuda Cloud Security Guardian Template: Creates a AWS Cross-Account Role
- Status:** UPDATE\_COMPLETE
- Status reason:** -
- Root stack:** -
- Parent stack:** -
- Created time:** 2019-08-26 16:03:34 UTC-0700
- Deleted time:** -
- Updated time:** 2019-09-20 13:43:59 UTC-0700
- Drift status:** NOT\_CHECKED
- Last drift check time:** -
- Termination protection:** Disabled
- IAM role:** -

## Figures

1. addAWSstack.png
2. ClickonUpdate.png
3. REplaceChooseFile.png
4. UpdateComplete.png

© Barracuda Networks Inc., 2024 The information contained within this document is confidential and proprietary to Barracuda Networks Inc. No portion of this document may be copied, distributed, publicized or used for other than internal documentary purposes without the written consent of an official representative of Barracuda Networks Inc. All specifications are subject to change without notice. Barracuda Networks Inc. assumes no responsibility for any inaccuracies in this document. Barracuda Networks Inc. reserves the right to change, modify, transfer, or otherwise revise this publication without notice.