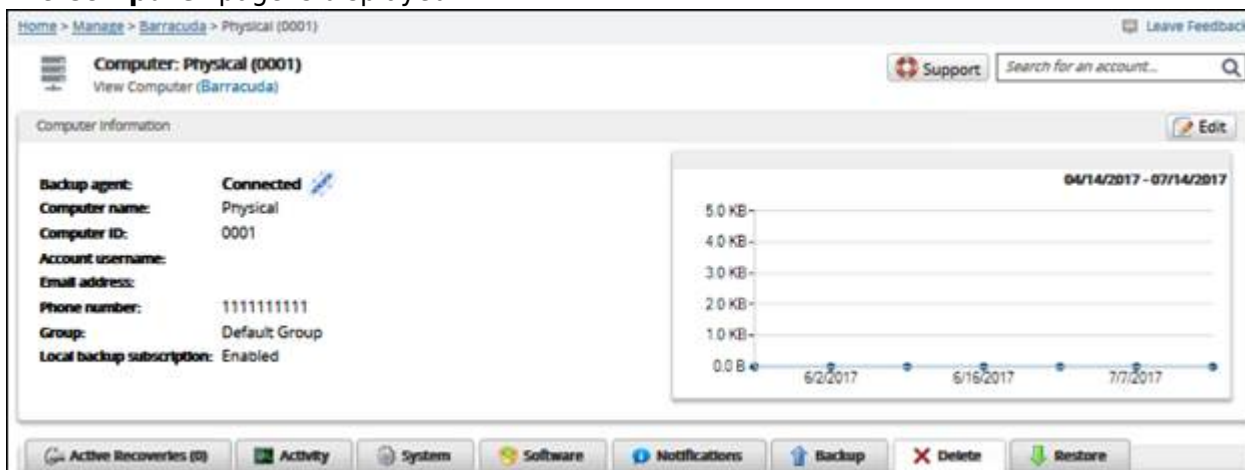


## Editing Hyper-V Rapid Recovery Backup Sets

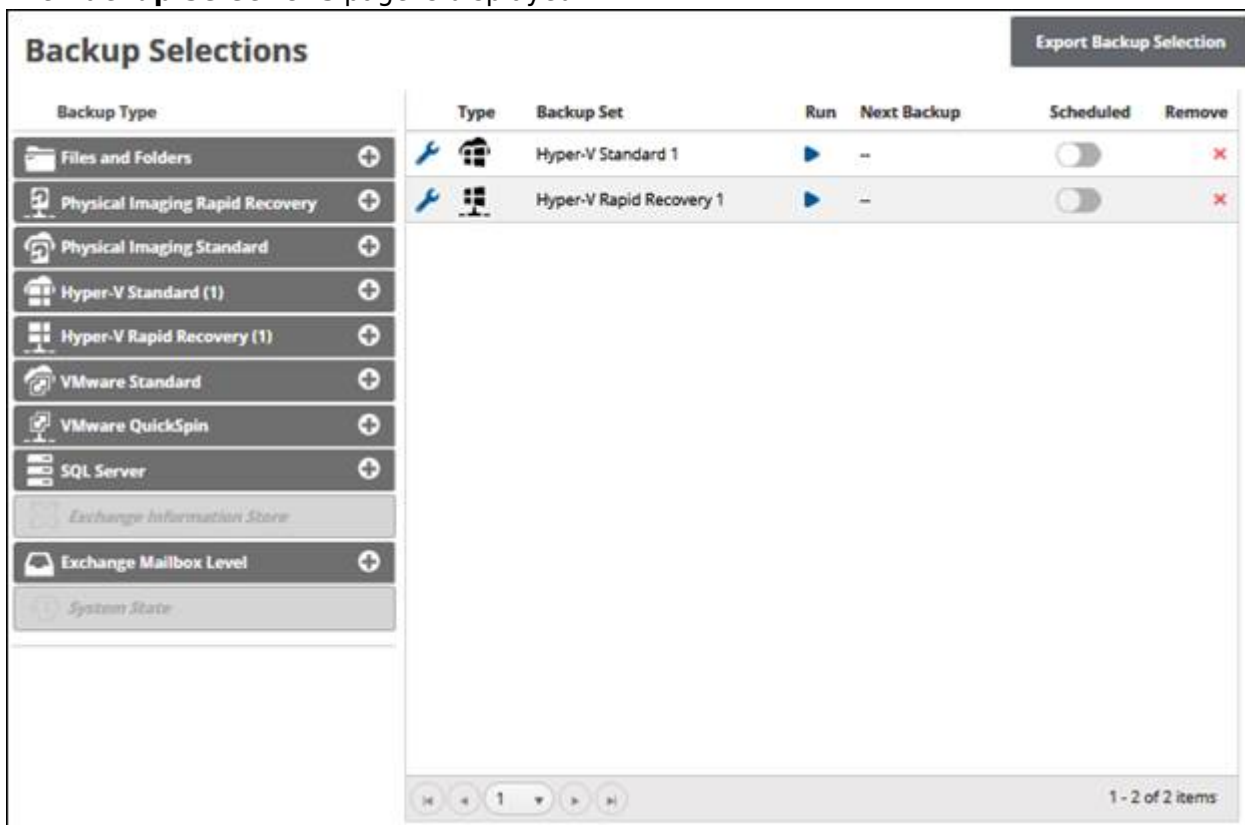
<https://campus.barracuda.com/doc/93198147/>

To edit a Hyper-V Rapid Recovery backup set, perform the following steps.

1. Navigate to the **Computer** page.  
The **Computer** page is displayed.



2. Click the **Backup** tab.  
The **Backup Selections** page is displayed.



3. Click the edit icon  of the backup selection to edit.  
The **Backup Set Summary** page is displayed.



**Edit Backup**

**Hyper-V Rapid Recovery 1**

Select Schedule Retention Advanced **Summary**

**Select** Contains: 1 VM(s) selected, size: 6.57 GB (estimated).  
This host (hyper-v2012r2-4) is subject to a Hyper-V host license.

Destination: C:\System Volume Information

**Schedule** **Schedule 1** Every 1 hour(s) and are allowed to finish before starting the next schedule occurrence.

**Retention** You will be able to recover up to 96 versions(s) from the past 4 day(s).

**Advanced** Temp Location: C:\Windows\TEMP\BackupAgent


< Previous

Cancel Update Backup Set

4. Select any of the tabs to display and edit your current settings.

- The backup set name may be edited.
- The **Storage Location** options on the **Select** page cannot be changed.

5. After making all your edits, click the **Update Backup Set** button at the bottom of any page, as shown below.



Cancel Update Backup Set

The **Backup Selections** page is displayed with your current backup status.

## Figures

1. image002.jpg
2. image004.jpg
3. image006.jpg
4. image008.jpg
5. image010.jpg

© Barracuda Networks Inc., 2024 The information contained within this document is confidential and proprietary to Barracuda Networks Inc. No portion of this document may be copied, distributed, publicized or used for other than internal documentary purposes without the written consent of an official representative of Barracuda Networks Inc. All specifications are subject to change without notice. Barracuda Networks Inc. assumes no responsibility for any inaccuracies in this document. Barracuda Networks Inc. reserves the right to change, modify, transfer, or otherwise revise this publication without notice.