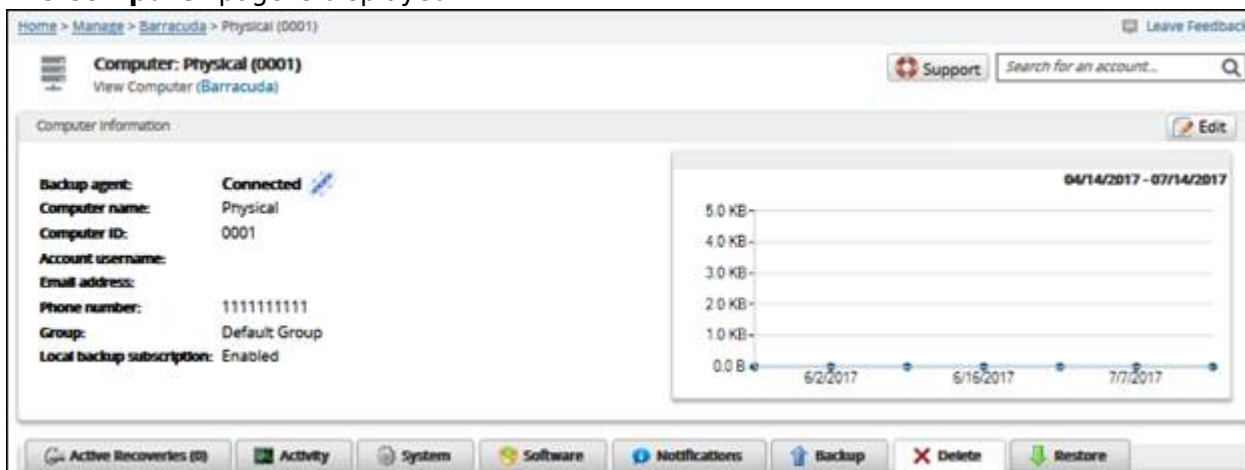


Editing Hyper-V Standard Backup Sets

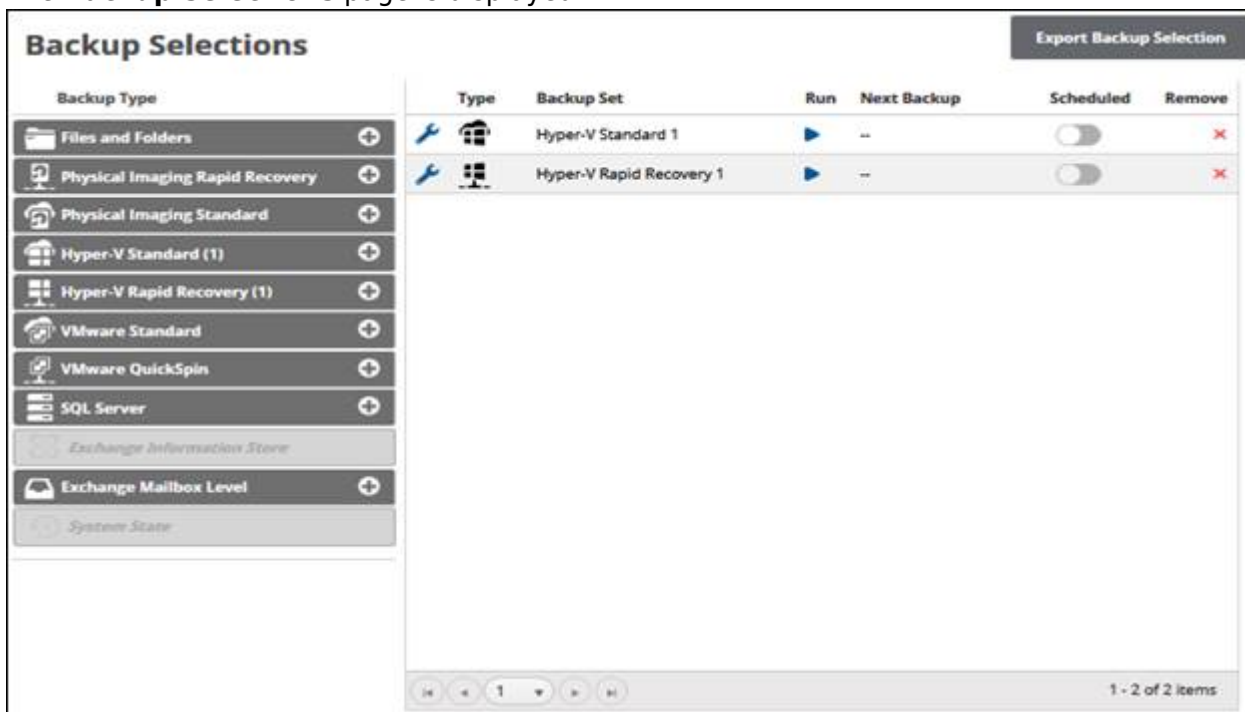
<https://campus.barracuda.com/doc/93198149/>


To edit a Hyper-V Standard backup set, perform the following steps.

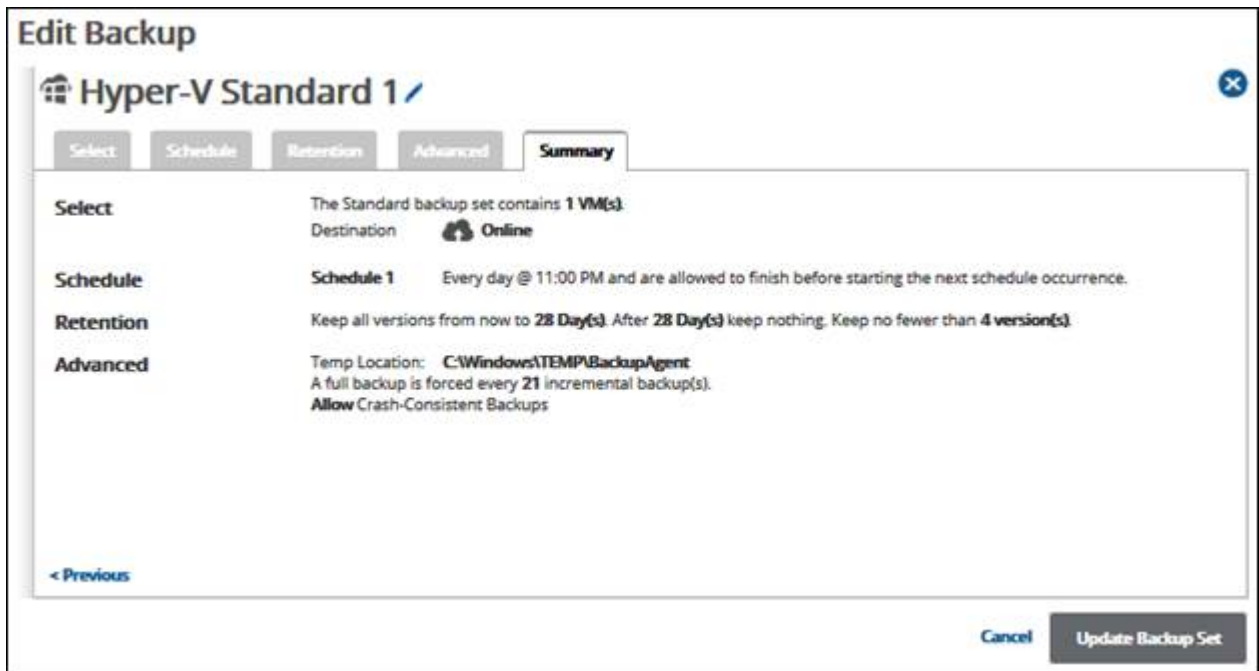
1. Navigate to the **Computer** page. See Navigating to the Computer Page for instructions. The **Computer** page is displayed.



2. Click the **Backup** tab. The **Backup Selections** page is displayed.




3. In the **Backup Set** row, click the edit icon  of the backup type. The **Backup Set Summary** page is displayed.



Edit Backup

Hyper-V Standard 1

Select Schedule Retention Advanced **Summary**

Select The Standard backup set contains **1 VM(s)**.
Destination  **Online**

Schedule **Schedule 1** Every day @ 11:00 PM and are allowed to finish before starting the next schedule occurrence.

Retention Keep all versions from now to **28 Day(s)**. After **28 Day(s)** keep nothing. Keep no fewer than **4 version(s)**.

Advanced Temp Location: **C:\Windows\TEMP\BackupAgent**
A full backup is forced every **21** incremental backup(s).
Allow Crash-Consistent Backups

< Previous

Cancel Update Backup Set

4. Select any of the tabs to display and edit your current settings.

The backup set name may be edited on any page.

5. After making your edits, click the **Update Backup Set** button at the bottom of any page, as shown below.



Cancel Update Backup Set

The **Backup Selections** page is displayed with your current backup status.

Figures

1. image002 (1).jpg
2. image004.jpg
3. image006.jpg
4. image008.jpg
5. image010.jpg

© Barracuda Networks Inc., 2024 The information contained within this document is confidential and proprietary to Barracuda Networks Inc. No portion of this document may be copied, distributed, publicized or used for other than internal documentary purposes without the written consent of an official representative of Barracuda Networks Inc. All specifications are subject to change without notice. Barracuda Networks Inc. assumes no responsibility for any inaccuracies in this document. Barracuda Networks Inc. reserves the right to change, modify, transfer, or otherwise revise this publication without notice.