

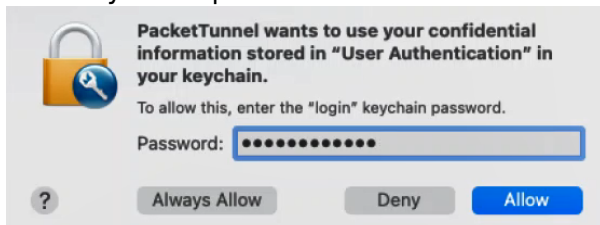
## Best Practice - How to Turn Off PacketTunnel Keychain Access Queries

<https://campus.barracuda.com/doc/95262092/>

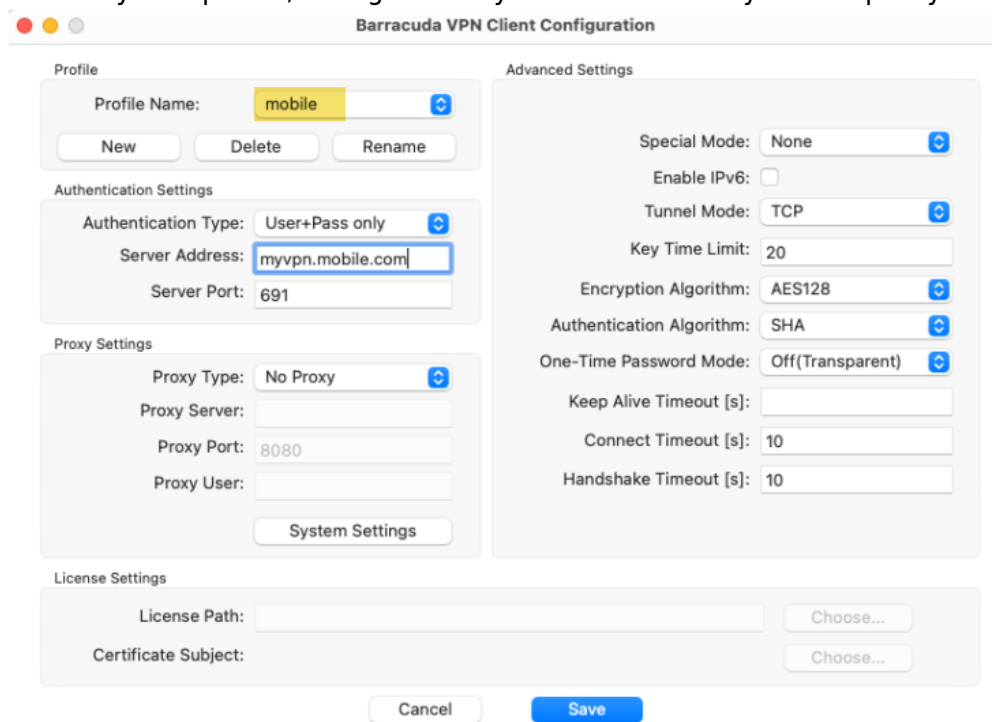
To turn off recurring PacketTunnel Keychain Access queries, complete the following steps:

If you have multiple VPN profiles you must do this for every profile.

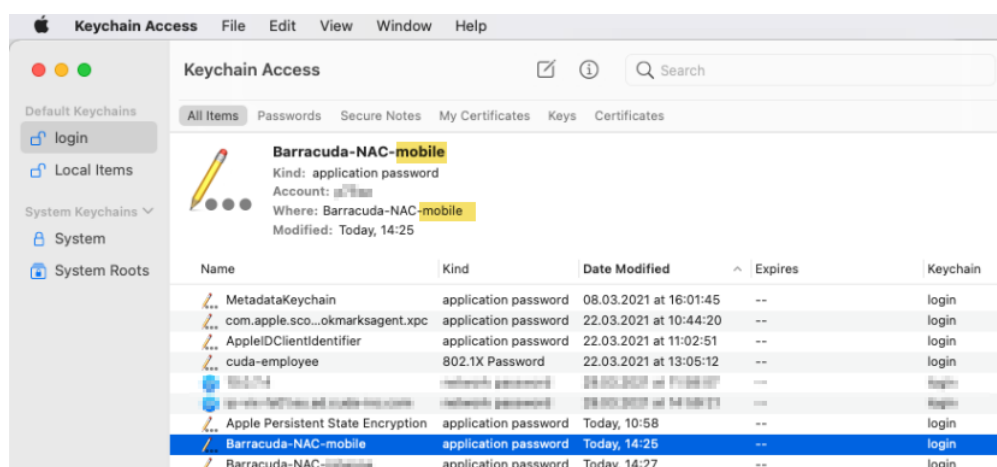
1. Initiate your required VPN connection and enter the password for the Keychain Access.



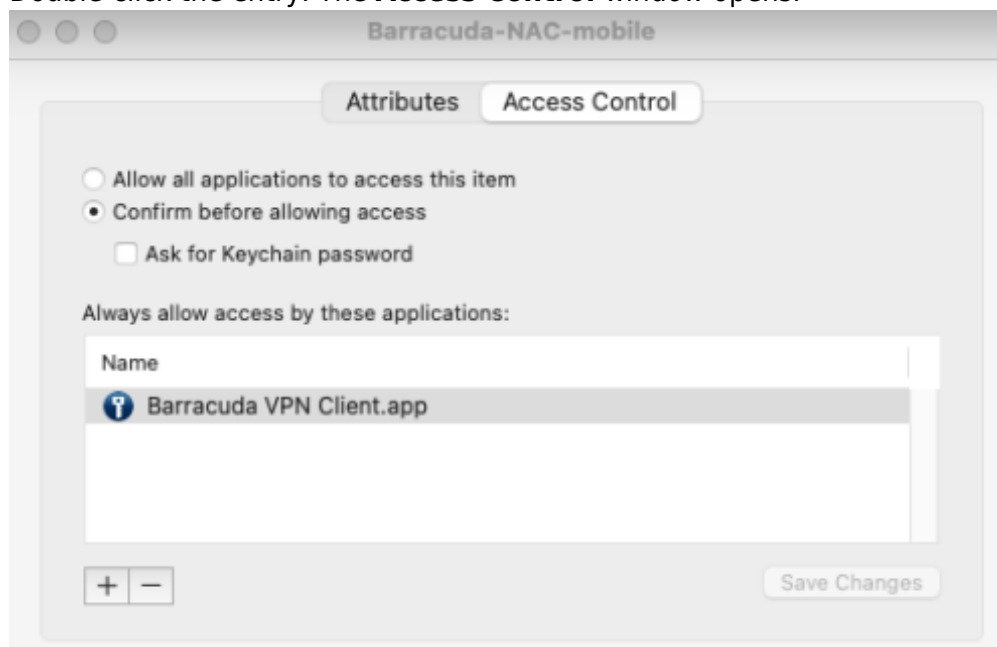
2. For every VPN profile, change the Keychain Access Entry and its policy:



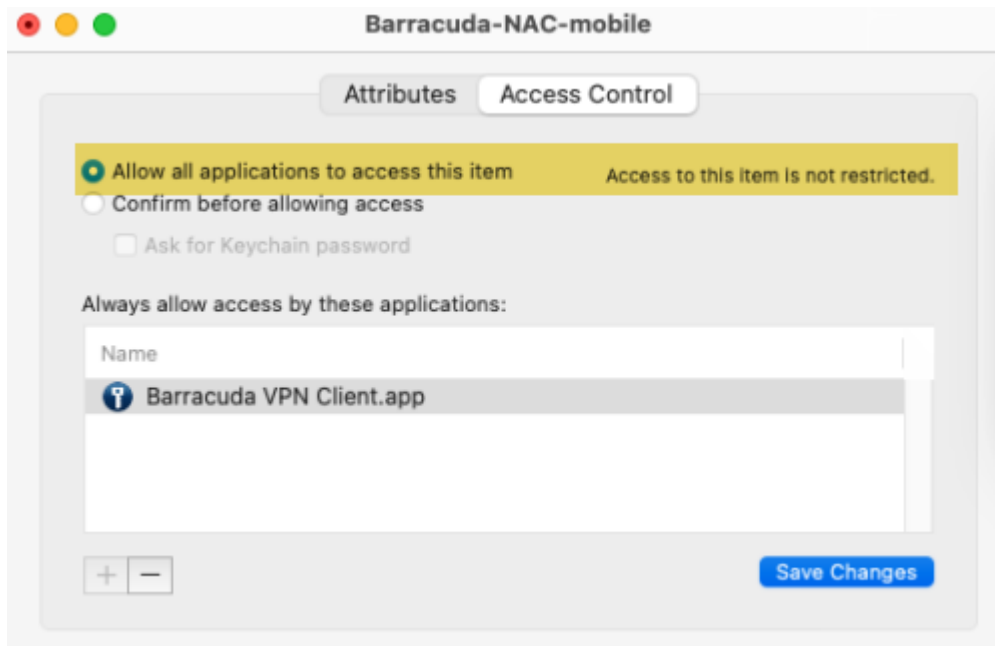
1. Open the Keychain.app and search for the **Barracuda NAC mobile** entry.



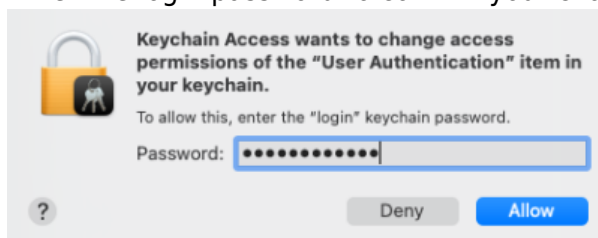
2. Double-click the entry. The **Access Control** window opens.



3. Select **Allow all applications to access this item**.



4. Enter the login password to confirm your changes, and click **Allow**.



3. In case you have selected the **Remember in keychain** option, confirm the changes for the last time with the Keychain Access Password.



You should now no longer receive recurring PacketTunnel Keychain Access queries.

## Figures

1. ptka\_query.png
2. client-conf.png
3. keychain.png
4. nac\_mobile\_01.png
5. nac\_mobile\_02.png
6. nac\_mobile\_03.png
7. vpn\_login.png

© Barracuda Networks Inc., 2024 The information contained within this document is confidential and proprietary to Barracuda Networks Inc. No portion of this document may be copied, distributed, publicized or used for other than internal documentary purposes without the written consent of an official representative of Barracuda Networks Inc. All specifications are subject to change without notice. Barracuda Networks Inc. assumes no responsibility for any inaccuracies in this document. Barracuda Networks Inc. reserves the right to change, modify, transfer, or otherwise revise this publication without notice.