

Registering your Application in the Barracuda Token Service

<https://campus.barracuda.com/doc/96023064/>

This article refers to the steps to register your application using the Barracuda Token Service to obtain a Client ID and Client Secret.

The Client ID is a unique identifier for your application, generated by the system when you register your application and cannot be modified. The Client Secret is used to sign and validate access tokens for authentication and to gain access to API endpoints.

You will use the Client ID and Client Secret to [create an access token](#). The Client Secret does not expire. However, you can reset the Client Secret in the Barracuda Token Service to generate a new password.

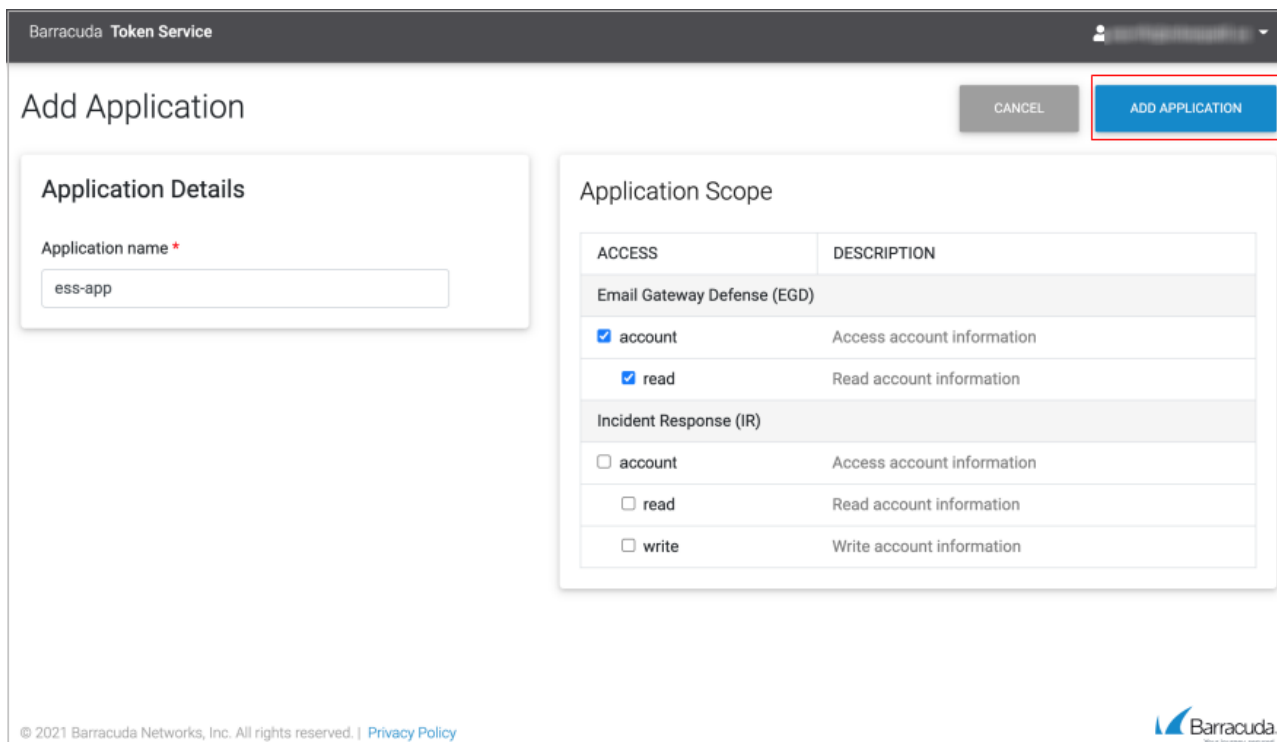
Add a New Application

Log into the Barracuda Token Service based on your region. If you are currently not logged into Barracuda Cloud Control (BCC), you will need to log in using your BCC user credentials before you are redirected to the Barracuda Token Service.

Region	URL
United States (US)	https://login.bts.barracudanetworks.com/register
United Kingdom (UK)	https://uk.login.bts.barracudanetworks.com/register

Register Your New Application

1. Click the **ADD APPLICATION** button on the top right.
2. On the **Add Application** page, under the **Application Details** section, fill in the **Application name**. Under the **Application Scope** section, select the type of access you want for each available scope.
3. Click **ADD APPLICATION** to register your application.



Barracuda Token Service

Add Application

Application Details

Application name *

ess-app

Application Scope

ACCESS	DESCRIPTION
Email Gateway Defense (EGD)	
<input checked="" type="checkbox"/> account	Access account information
<input checked="" type="checkbox"/> read	Read account information
Incident Response (IR)	
<input type="checkbox"/> account	Access account information
<input type="checkbox"/> read	Read account information
<input type="checkbox"/> write	Write account information

© 2021 Barracuda Networks, Inc. All rights reserved. | [Privacy Policy](#)

You are now redirected to the **Applications Details** page for that application.

Obtain your Client ID and Client Secret

On the **Application Details** page, you can copy your Client ID and Client Secret to the clipboard. The Client Secret will only be available to view or copy for 15 minutes. However, you can reset it at any time.

For security purposes, the Client Secret must be kept confidential. If anyone can access your Client Secret, they can issue tokens and access resources they should not access.

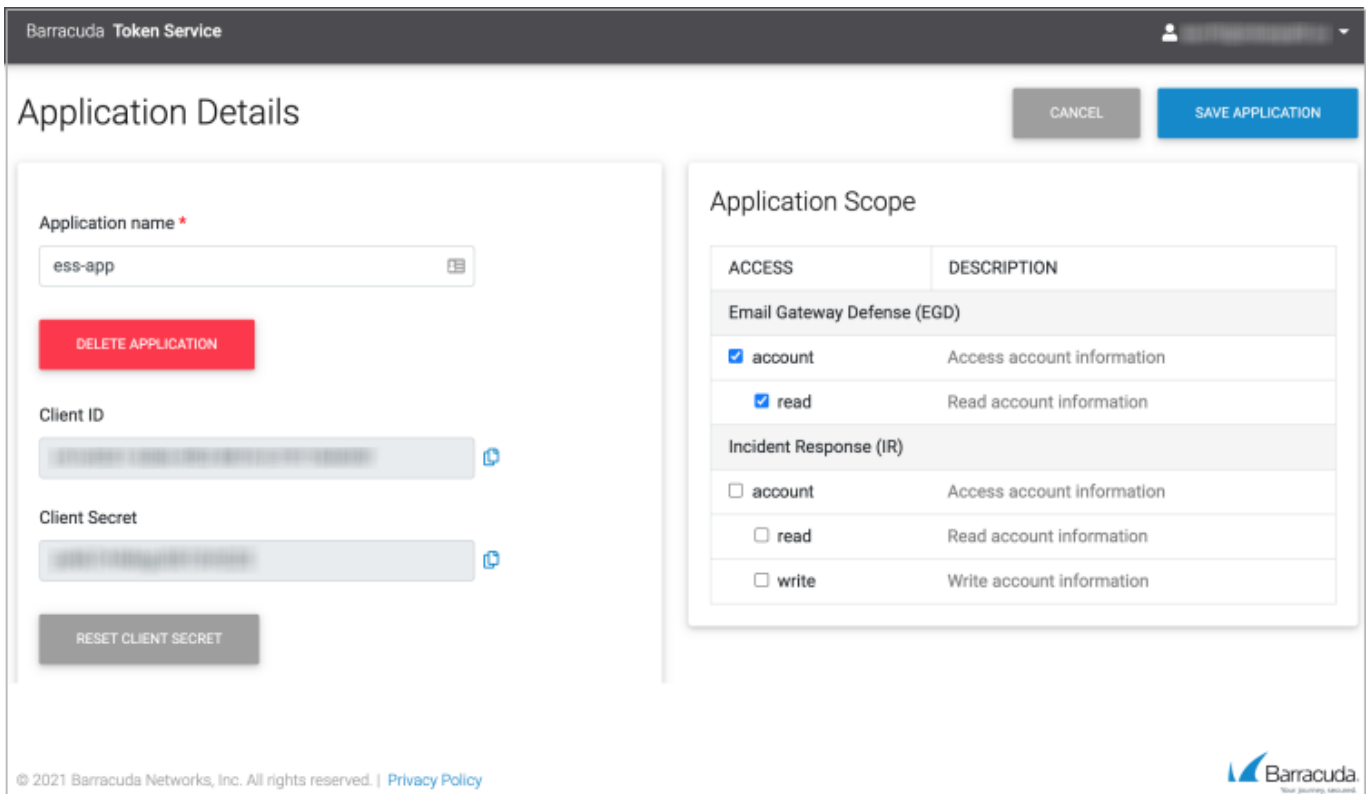
Edit or Delete your Application

Log into the Barracuda Token Service based on your region to access your applications.

To edit or delete your application, click **EDIT** next to the application you want to change. You can do the following:

- Under **Application Details**,
 - Change the **Application name**.
 - Select **DELETE APPLICATION** to delete the application.
 - Select **RESET CLIENT SECRET** to reset the Client Secret.
- Under **Application Scope**, change the type of access.

Click **SAVE APPLICATION** to save your changes.



The screenshot shows the 'Application Details' page in the Barracuda Token Service. The page has a dark header with the 'Barracuda Token Service' logo and a user profile icon. The main content area is divided into two panels. The left panel, titled 'Application Details', contains a text input for 'Application name' with the value 'ess-app', a red 'DELETE APPLICATION' button, a 'Client ID' field with a copy icon, a 'Client Secret' field with a copy icon, and a 'RESET CLIENT SECRET' button. The right panel, titled 'Application Scope', contains a table with two columns: 'ACCESS' and 'DESCRIPTION'. The table lists permissions for 'Email Gateway Defense (EGD)' and 'Incident Response (IR)'. For EGD, 'account' and 'read' are checked. For IR, 'account', 'read', and 'write' are unchecked. At the top right of the main content area are 'CANCEL' and 'SAVE APPLICATION' buttons. The footer contains copyright information and a privacy policy link.

Barracuda Token Service

Application Details

Application name *

ess-app

DELETE APPLICATION

Client ID


Client Secret

RESET CLIENT SECRET

Application Scope

ACCESS	DESCRIPTION
Email Gateway Defense (EGD)	
<input checked="" type="checkbox"/> account	Access account information
<input checked="" type="checkbox"/> read	Read account information
Incident Response (IR)	
<input type="checkbox"/> account	Access account information
<input type="checkbox"/> read	Read account information
<input type="checkbox"/> write	Write account information

© 2021 Barracuda Networks, Inc. All rights reserved. | [Privacy Policy](#)

 **Barracuda**
Your journey, secured.

Figures

1. BTS_addapp.png
2. btd_editapp.png

© Barracuda Networks Inc., 2024 The information contained within this document is confidential and proprietary to Barracuda Networks Inc. No portion of this document may be copied, distributed, publicized or used for other than internal documentary purposes without the written consent of an official representative of Barracuda Networks Inc. All specifications are subject to change without notice. Barracuda Networks Inc. assumes no responsibility for any inaccuracies in this document. Barracuda Networks Inc. reserves the right to change, modify, transfer, or otherwise revise this publication without notice.