

Universal Price-per-GB

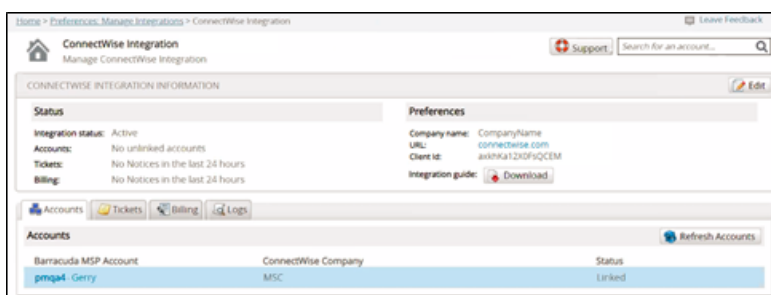
<https://campus.barracuda.com/doc/96025755/>

Use this billing strategy when choosing to bill at the same flat price-per-GB of backup storage for all of your backup customers.

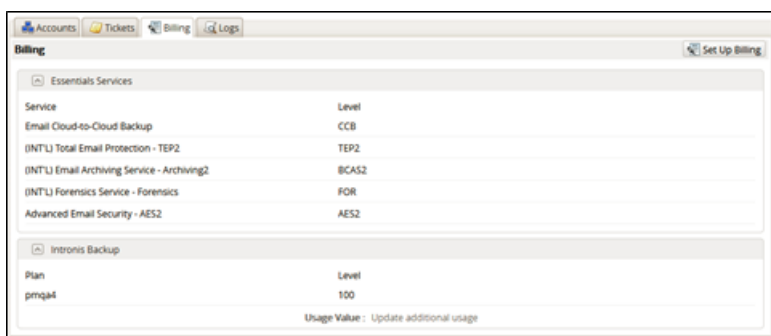
Setting Up Universal Price-per-GB

To set up universal price-per-GB, perform the following steps.

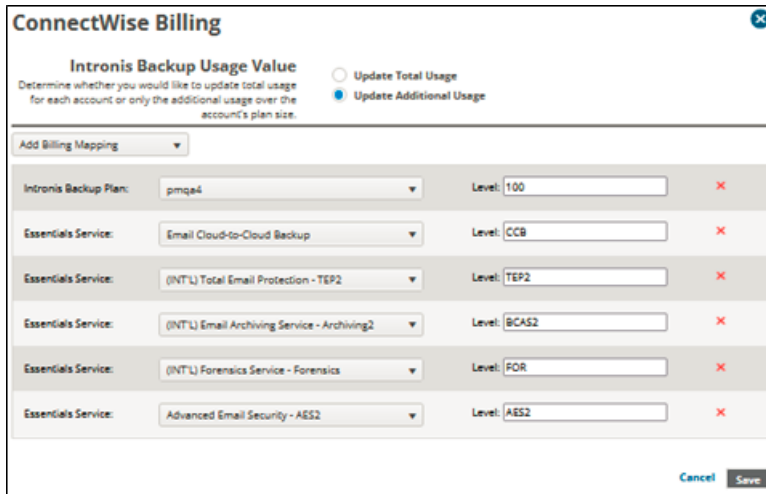
1. At the ConnectWise Integration page, select the **Billing** tab, as shown below.



The Billing page is displayed.



2. Click the **Set Up Billing** button.
The ConnectWise Billing page is displayed.



ConnectWise Billing

Intronis Backup Usage Value
 Determine whether you would like to update total usage for each account or only the additional usage over the account's plan size.

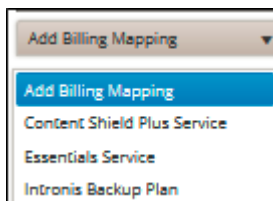
☐ Update Total Usage
☒ Update Additional Usage

Add Billing Mapping ▼

Intronis Backup Plan:	pmq4	Level:	100	✖
Essentials Service:	Email Cloud-to-Cloud Backup	Level:	CCB	✖
Essentials Service:	(INTL) Total Email Protection - TEP2	Level:	TEP2	✖
Essentials Service:	(INTL) Email Archiving Service - Archiving2	Level:	BCAS2	✖
Essentials Service:	(INTL) Forensics Service - Forensics	Level:	FOR	✖
Essentials Service:	Advanced Email Security - AES2	Level:	AES2	✖

Cancel Save

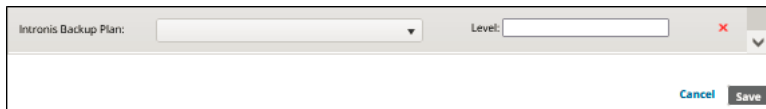
- Click **Add Billing Mapping**.
 The available services are displayed.



Add Billing Mapping ▼

- Add Billing Mapping
- Content Shield Plus Service
- Essentials Service
- Intronis Backup Plan

- Select **Intronis Backup Plan**.
 The Intronis Backup field is displayed.



Intronis Backup Plan: ▼ Level: ▼ ✖

Cancel Save

- Select the **Intronis Backup Plan** drop-down arrow to display your plan options.



(All Plans)

- Default OBS 1
- Default OBS 2
- Default OBS 3
- Default OBS 4
- Default OBS 5

- At the Plan drop-down menu, select **(All Plans)**.
Note: This selection ensures that every plan is included in this mapping.
- At the Level field, type a level for this entry.
- Select the **Update Total Usage** radio button in the Usage Value section.
Note: This selection ensures that every account is billed per-GB for total usage value.
- Click the **Save** button.
 The Plan is displayed on the Billing page.
- In ConnectWise, create the cross-reference for this level and BackupUsage type with the correct agreement type and your chosen product. See [Creating Cross-references in ConnectWise](#).

Figures

1. image2022-1-11 13:3:42.png
2. image2022-1-11 12:56:36.png
3. image2022-1-11 13:5:29.png
4. image2022-1-11 13:6:22.png
5. image2022-1-11 13:6:56.png
6. image2022-1-11 13:7:54.png

© Barracuda Networks Inc., 2024 The information contained within this document is confidential and proprietary to Barracuda Networks Inc. No portion of this document may be copied, distributed, publicized or used for other than internal documentary purposes without the written consent of an official representative of Barracuda Networks Inc. All specifications are subject to change without notice. Barracuda Networks Inc. assumes no responsibility for any inaccuracies in this document. Barracuda Networks Inc. reserves the right to change, modify, transfer, or otherwise revise this publication without notice.