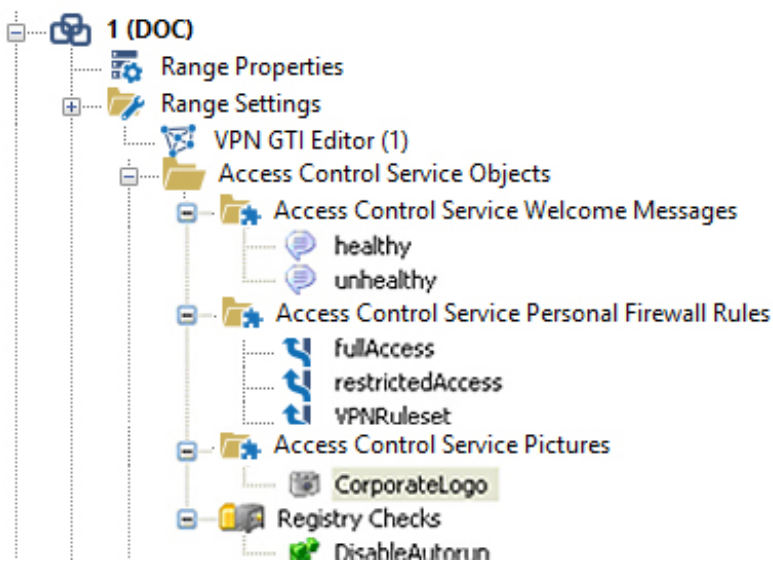


Configuring Access Control Objects

<https://campus.barracuda.com/doc/96026055/>

Access Control Policy rulesets can reference so-called Access Control Objects. Access Control Objects are attributes assigned to the client according to the policies configured in the [Access Control Service Trustzone](#) and work similarly to the objects available for Client-to-Site VPN in the [Barracuda Network Access and VPN Client](#).



Welcome Messages

Welcome messages can be used to display customized messages to welcome users to the corporate network, inform them about security policies, or display administrator contact details. For each policy rule, a different **Welcome Message** can be displayed to individual groups of users. In addition, **Welcome Messages** can be used to display localized messages. Each message is assigned to a language. According to the client's language settings, the localized message is displayed. The client will display the English-language message as a fallback.

Access Control Service Messages

Message

Languages	
English	Welcome to the Access Control Server!

Pictures

Pictures assigned to clients are usually small bitmaps displaying the corporate logo. Sometimes they are also used to notify the users about special events. Assigned pictures are displayed in the client after successfully connecting to the Access Control service.

Keep the size of your picture small because the picture will be transferred to all clients. Pictures larger than 167x90 pixels are automatically scaled down on the Barracuda NAC

Access Control Service Bitmaps

Bitmap

Ex/Import No data set

Preview

Personal Firewall Rules

Barracuda Personal Firewall rules are explained in detail on the [How to Configure Personal Firewall Rules on the CloudGen Firewall](#) page.

Configuration
 Rules
 Adapters
 Networks
 Services
 Applications
 Users
 Rule Tester
 Test Reports
 Options

Outgoing		Incoming						
Nr.	Name	Adapter	Source	Destination	Service	Application	User	Comment
Barracuda VPN (2)								
➡	Barracuda VPN - Tunnel		localIP	Any	BARRACUDA VPN TCP 3128 , TCP 443 , TCP 691 , T...	BARRACUDA VPN phions.exe		Outbound Barracuda VPN
➡	Barracuda VPN - Payload	Adapter [VPN]		Any	Any	Any		Outbound Barracuda VPN
⊞ Network Discovery (3)								
⊞ Core Network (14)								
⊞ Core IPv6 Tunnel (2)								
⊞ File and Printer Sharing (5)								
⊞ LOCAL (1)								
➡	Internet		localIP	Any	WEB TCP 3128 , TCP 443 , TCP 80 , TC...	Any		

Registry Check Objects


These objects enable administrators to define registry checks to be performed on the client. This allows registry keys and values to be validated, just like taking action in case of failed validation. Available actions are **Repair**, **Notify**, or **Fail**. In case of a **Fail**, the Access Control service health validation will fail if the specified registry keys are not set appropriately. **Notify** generates appropriate log messages on the Barracuda CloudGen Firewall.

Important registry changes (e.g., the introduction of a new registry key) are only done for local machine authentication. Thus, users need to log off or reboot the client to activate these changes.

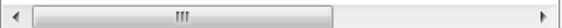
Registry values can also be verified and changed for user authentication.

Access Control Service Registry Check Rules

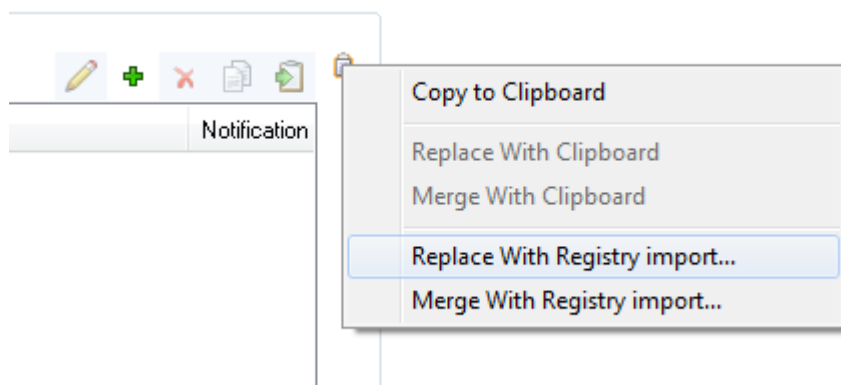
Registry Check Rules



Path	Value	Notification
------	-------	--------------



To import a registry file, click the **Clipboard** icon on the right, top side of the **Registry Check Rules** table, select **Replace With Registry Import** and import the respective file.



Access Control Objects provide a hierarchical override mechanism. Objects on cluster level that share the same name as global or range objects override the global definition(s). This mechanism works like the one using global firewall objects for the Barracuda CloudGen Firewall.

Figures

1. ac.jpg
2. image2012-7-6 11_58_46.png
3. image2012-7-6 12_2_27.png
4. ac_rules.png
5. image2012-11-21 15-23-10.png
6. image2012-11-21 15-25-25.png

© Barracuda Networks Inc., 2024 The information contained within this document is confidential and proprietary to Barracuda Networks Inc. No portion of this document may be copied, distributed, publicized or used for other than internal documentary purposes without the written consent of an official representative of Barracuda Networks Inc. All specifications are subject to change without notice. Barracuda Networks Inc. assumes no responsibility for any inaccuracies in this document. Barracuda Networks Inc. reserves the right to change, modify, transfer, or otherwise revise this publication without notice.