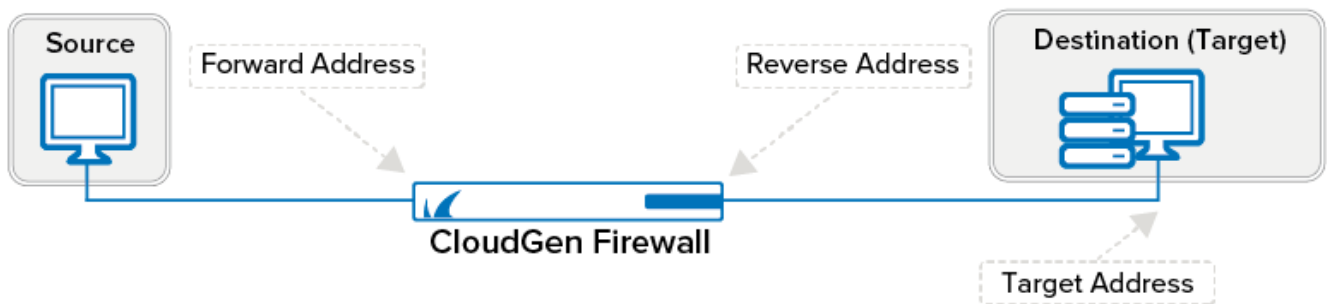


## How to Configure ICMP Settings

<https://campus.barracuda.com/doc/96026239/>

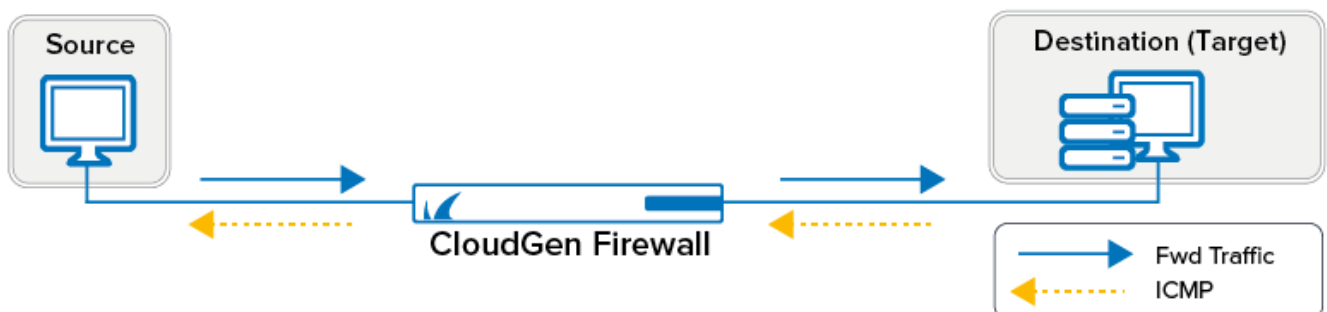
ICMP (Internet Control Message Protocol) is used for diagnostic or control purposes. Network devices send one of the 24 ICMP errors directed at the source IP of a packet, for example, to let the source device know that it is currently not available or the desired destination cannot be reached. The Barracuda CloudGen Firewall uses the following terms to describe the IP addresses involved in a ICMP reply:

### Forward / Reverse / Target IP Addresses



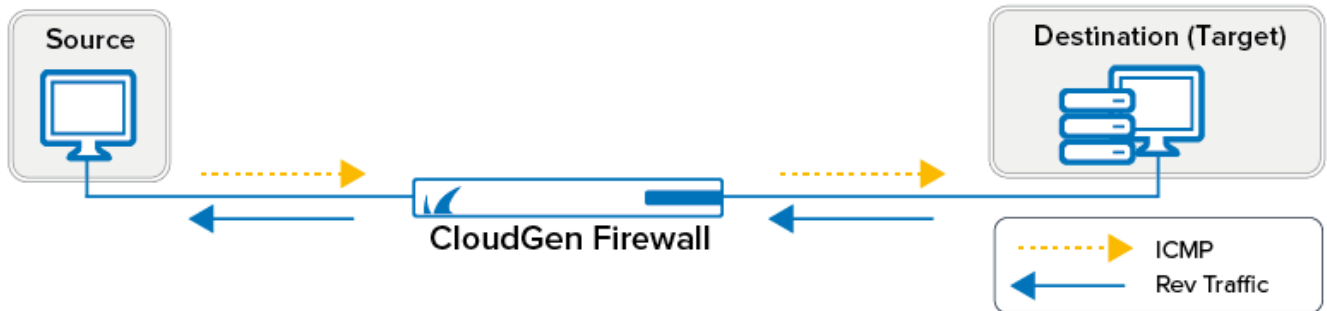
### Forward Policy

The forward policy affects ICMP messages that are caused by traffic from the source to the destination.



### Reverse Policy

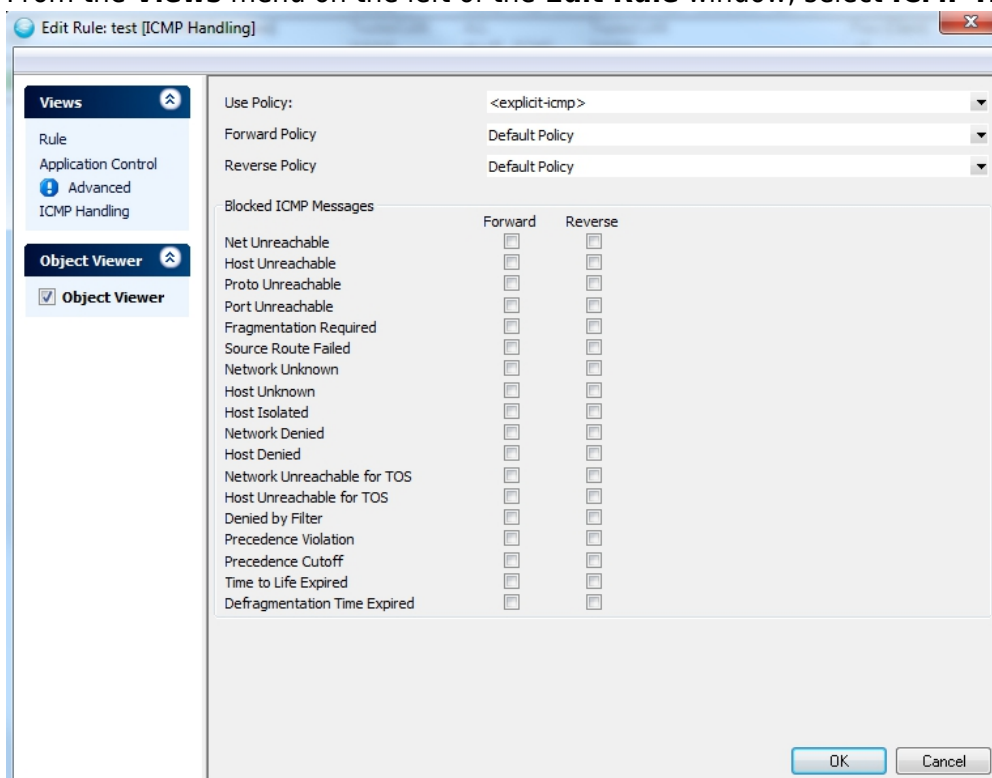
The reverse policy affects ICMP messages that are caused by traffic from the destination back to the source.



## Configure ICMP Handling Policy

ICMP handling policy is configurable per firewall rule:

1. Go to **CONFIGURATION > Configuration Tree > Box > Assigned Services > Firewall > Forwarding Rules**.
2. From the **Views** menu on the left of the **Edit Rule** window, select **ICMP Handling**.



3. In the **Use Policy** drop-down field, select one of the following options:
  - **Default Policy** – The default policy decides automatically whether to use forward or target address:

- **With NAT** – The forward address is used (no internal IP address is visible).
  - **Without NAT** – The target address is used.
  - **NO ICMP AT ALL** – Block all ICMP settings.
  - **Use Forward Address** – The forward address is used for ICMP messages.
  - **Use Reverse Address** – The reverse address is used for ICMP messages.
  - **Use Target Address** – The target address is used for ICMP messages.
4. Select which replies are blocked in the **BLOCKED ICMP Messages** section.
- To configure a policy template, select **New ICMP Param Object** in the **ICMP** tab of the **Object Viewer**.
5. Click **OK**.
6. Click **Send Changes** and **Activate**.

## Figures

1. fw\_icmp01.png
2. fw\_icmp02.png
3. fw\_icmp03.png
4. icmp.png

© Barracuda Networks Inc., 2024 The information contained within this document is confidential and proprietary to Barracuda Networks Inc. No portion of this document may be copied, distributed, publicized or used for other than internal documentary purposes without the written consent of an official representative of Barracuda Networks Inc. All specifications are subject to change without notice. Barracuda Networks Inc. assumes no responsibility for any inaccuracies in this document. Barracuda Networks Inc. reserves the right to change, modify, transfer, or otherwise revise this publication without notice.