

Schedule Objects

<https://campus.barracuda.com/doc/96026266/>

To restrict rules to specific times and intervals, configure schedule objects and use them as an additional matching criteria. Schedule objects provide time granularity in minutes. When schedule objects are evaluated, the time of the firewall it is running on is used. The CloudGen Firewall, the client running Barracuda Firewall Admin, and, if applicable, the Firewall Control Center must use the correct time for their respective time zones. Using NTP is highly recommended. A schedule object consists of two time configuration elements that can be combined or used separately:

- **Recurring schedule** – Configure the schedule to be active during specific days and intervals by selecting weekdays and time from a list.
- **Restrict to time interval** – Configure the schedule to be active during a specific interval by specifying a date and time span.


The CloudGen Firewall, the client running Barracuda Firewall Admin, and, if applicable, the Control Center must use the correct time for their respective time zones. Using NTP is highly recommended. For more information, see [How to Configure Time Server \(NTP\) Settings](#).

For information on how to create schedule objects, see [How to Create and Apply Schedule Objects](#).

Recurring Schedules

You can restrict the schedule to a specific day and time interval, e.g., every week from Monday at 09:00 until Wednesday at 15:30, by selecting the **Enable Recurring Schedule** check box. Selecting this option expands the configuration and provides the **Recurring Schedule** table, where you specify the days and times for the schedule to be active.

A time schedule entry can cover up to one week, starting on Mon-00:00, and ending on Mo 0:00 of the next week. To enable the schedule for an interval crossing the Mo 00:00 threshold, split the entry. E.g., Fri-15:00 to Mo 0:00 and Mon -00:00 to Tue-10:30.


Schedule
✕

Name Save

Comment


☒ Enable Recurring Schedule

Recurring Schedule
+ 📄 ✕

	From (Day)	From (Time)	To (Day)	To (Time)
✓	Mon	00:00	Tue	10:30
✓	Fri	15:00	Mon	23:59
			Tue	
			Wed	
			Thu	
			Fri	
			Sat	
			Sun	
			-Same day-	

☐ Restrict to Time Interval

☐ Terminate Existing Sessions ☐ Block if Schedule does not Match




Time Interval

Selecting the **Restrict to time interval** checkbox lets you restrict the schedule to a date and time span by specifying the dates and times in the fields provided by the section.

☒ Restrict to Time Interval from
 to

☐ Terminate Existing Sessions ☐ Block if Schedule does not Match



Schedule Object Options

- **Terminate existing sessions** – By default, sessions that match the rule using the schedule object stay active until they are closed or time out. Selecting the **Terminate existing sessions** check box immediately terminates active sessions as soon as the time restriction configured in the schedule applies.
- **Block if schedule does not match** – When you enable this option, the connection is blocked

when the time schedule does not match, since no further access rule will be evaluated.

Figures

1. FW_Schedule 01.png
2. FW_Schedule02.png

© Barracuda Networks Inc., 2024 The information contained within this document is confidential and proprietary to Barracuda Networks Inc. No portion of this document may be copied, distributed, publicized or used for other than internal documentary purposes without the written consent of an official representative of Barracuda Networks Inc. All specifications are subject to change without notice. Barracuda Networks Inc. assumes no responsibility for any inaccuracies in this document. Barracuda Networks Inc. reserves the right to change, modify, transfer, or otherwise revise this publication without notice.