

## DASHBOARD General Page

<https://campus.barracuda.com/doc/96026491/>


The **General** page displays a summary of the Barracuda CloudGen Firewall system status. To access the **General** page, open the **DASHBOARD** tab and click the **General** icon in the ribbon bar.

The following elements are available:

- Appliance
- Status
- Interfaces
- Message Board
- Subscription Status
- Updates
- Services
- Overall Throughput
- Resources
- Administrators logged in
- Events
- Cloud Information

### Appliance

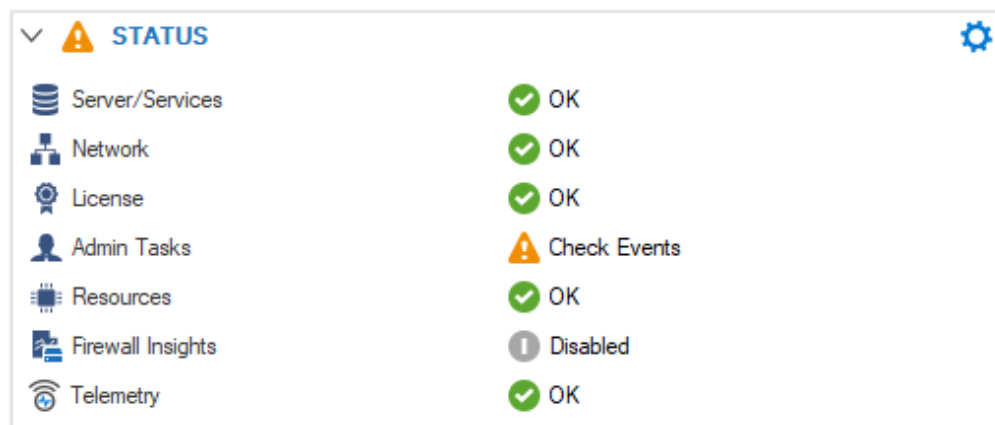
The **Appliance** element displays information about your system, such as product model, hostname, serial number, etc.

▼ APPLIANCE 	
Model	VF1000 - Platform: VMWare
Host Name	801
Serial Number	904646
Uptime	12 Days and 04:20:40
System Time	Tue Jun 25 12:13:35 2019 - Etc/UTC
Firmware Version	8.0.1-230

The **Control Center** section indicates if the firewall is centrally managed by a Barracuda Firewall Control Center and shows the IP address of the corresponding appliance. If the system is part of a high availability (HA) cluster, an additional section (**HA Secondary**) displays the IP address of the secondary unit.

## Status


The **Status** element displays the status of the services running on the firewall. It also shows the health status of network connections and the licensing status of the system.

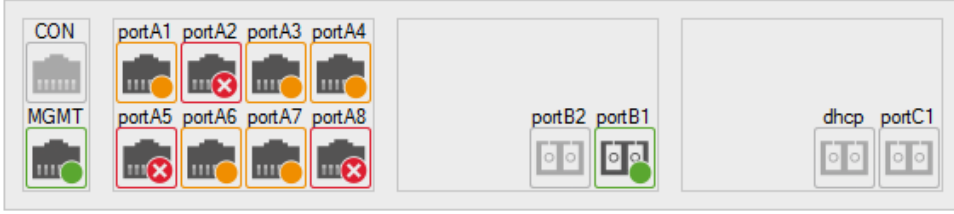


The **Admin Tasks** section indicates if events were generated and if actions should be taken by the administrator. The **Resources** section shows the status of system resources.

## Interfaces

The **Interfaces** element shows the port configuration for your firewall. The color of the port (light or dark gray) shows if a valid configuration for this port is present. The colored status overlay shows the connectivity of the port: unplugged, connected with less than full speed, or connected with full speed. All ports are displayed in the same location and with the same port names as on the physical appliance. The mouse-over for each port shows the configured IP addresses and direct-attached network routes as well as the connection information. All bridges and Ethernet bundles are listed below the port diagram. The mouse-over for the bridging and Ethernet bundle interfaces highlights the associated ports in the interface element and, if applicable, also displays the IP addresses or networks associated with the device. Built-in network switches, like on models F180/280, are indicated as connected to the firewall via a green overlay. In case virtual routers are configured, each namespace of a virtual router is displayed with its assigned interfaces. Hovering over the namespace highlights the interfaces in the related color.

INTERFACES 




▲ Bridges

- phbr-andere Ports: portA5, portA6, portA7
- phbr-brA3toA4 Ports: portA3, portA4

▲ Ethernet bundles

- bond0 Ports: portA1, portA2



▲ Ethernet bundles


- bond0 Ports: d3, d4
- bond1 Ports: d1, d2
- bond2 Ports: d5, d6
- bond3 Ports: d7, d8
- bond4 Ports: d10, d9




▲ Namespaces






- default Ports: eth0, eth1, lo
- vr01 Ports: eth2, eth3

Port Types

Port Icon	Port Type
	SFP or SFP+




### Port States

Port Icon	Port Configured on CloudGen Firewall	Cable Plugged In
 	No	n/a
	Yes	No
	Yes	Yes, using the rated speed of this port. E.g., 1 GB port connected to a GB switch.
	Yes	Yes, using a lower speed than the rated speed of the port. E.g., 1 GB port connected to a 100 Mbit switch.

### Message Board

The **Message Board** element displays communication from Barracuda Networks, the welcome message, and the Barracuda warranty and software license agreement. Product Tips is only enabled for freshly installed units. Go to **CONFIGURATION > Configuration Tree > Box > Advanced Configuration > Message Board** and enable **Barracuda Networks product Tips** to receive product tips on updated units.

✓ **MESSAGE BOARD**

MARK AS READ 

```
#####  
#  
THIS IS A PRIVATE COMPUTER SYSTEM AND IS THE PROPERTY OF [OWNER].  
IT IS FOR AUTHORIZED USE ONLY. USERS (AUTHORIZED AND UNAUTHORIZED) HAVE  
NO  
EXPLICIT OR IMPLICIT EXPECTATION OF PRIVACY. ANY USE OF THIS SYSTEM AND ALL  
FILES ON THIS SYSTEM MAY BE INTERCEPTED, MONITORED, RECORDED, COPIED,  
AUDITED, INSPECTED AND DISCLOSED TO AUTHORIZED SITE AND LAW ENFORCEMENT  
OR  
GOVERNMENT PERSONNEL. BY USING THIS SYSTEM, THE USER CONSENTS TO SUCH  
INTERCEPTION, MONITORING, RECORDING, COPYING, AUDITING, INSPECTION, AND  
DISCLOSURE AT THE DISCRETION OF AUTHORIZED PERSONNEL.  
  
OPEN SOURCE  
-----  
THE FIRMWARE IN THIS PRODUCT MAY CONTAIN OPEN SOURCE SOFTWARE LICENSED  
UNDER  
THE GPL OR OTHER OPEN SOURCE LICENSES. UPON REQUEST, BARRACUDA  
NETWORKS WILL  
PROVIDE THE SOURCE CODE OF ANY GPL OR OTHER CODE. FURTHER DETAILS ON THE  
OPEN SOURCE LICENSE REQUIREMENTS AND AVAILABILITY CAN BE VIEWED ON  
BARRACUDA  
NETWORKS WEBSITE.  
#  
#####  
#####
```





To clear the message of the day, click **Mark as Read**.

## Subscription Status

The **Subscription Status** element displays the current license, subscriptions, and activation state of the firewall.

<b>SUBSCRIPTION STATUS</b>		
License State	OK (expires 31.12.2029)	
Activation State	Query Barracuda Online for new Licenses	
Energize Updates	Licensed	
Application Control	Licensed (Energize Update)	
IPS - Intrusion Prevention System	Licensed (Energize Update): disabled	
Malware Protection	Licensed: disabled	
Advanced Threat Protection	Licensed	
Web Filtering	Licensed (Energize Update)	
Advanced Remote Access	Licensed	
Premium Support	Not Purchased	
Firewall Insights	Not Purchased	

The icon displayed depends on whether the firewall is licensed, whether the firewall is running in grace mode, and whether a licensed service is enabled. The following table shows the type of icon with regards to any combination of these states:

Icon	Displayed Status	Service Licensed	Firewall in Grace Mode	Service Enabled
	Green (OK)	Yes	No	-
	Yellow (Warning)	Yes	Yes	-
	Red (Error)	No	-	Yes
	Gray (Not Available)	No	-	No

Inside a subscription block, each feature is described by its individual attributes.


Blue arrows to the right of each subscription line indicate options that can be displayed or modified by clicking the associated link entry.














## Updates

The **Updates** element shows all available and installed updates for your CloudGen Firewall. Click the download icon (↓) to download the update archive. Click the **Installed** tab to see which updates or hotfixes are already installed on this unit. By default, the update element is disabled. To enable **Update Notifications**, go to **CONFIGURATION > Configuration Tree > Advanced Configuration > Firmware Update**.

In order to provide you with a list of updates applicable for your system, your CloudGen Firewall will transmit the firmware version and serial number to the Barracuda Cloud each time the list of available updates is updated.

▼ UPDATES

FILTER 

Available		Installed	
Scope	Type	Release Date	Name
 Feature	App	02.04.2015	NG Admin Application for Release 6.1.0 
▶  Maintenance	Package	23.03.2015	URL Filter Hotfix 674 
 Maintenance	Package	23.03.2015	SMTP Gateway Hotfix 668 
▶  Critical	Package	23.03.2015	Session Sync Hotfix 666 
	Package	23.03.2015	Proxy Hotfix 660 
 Critical	Package	23.03.2015	Application Control Hotfix 654 v5.4.5 
 Critical	Package	23.03.2015	Web Filter Hotfix 677 

Name: Proxy Hotfix 660  
File name: proxy-660-5.4.5-79644.tgz  
Version: 660-5.4.5-79644  
File size: 4.21 MB (MD5 hash: 5819e554ef790e2dbcadc8c3063ad0e3)


CA certificate configuration for SSL interception and reverse proxy


This patch adds sub CA certificate configuration for

- \* SSL interception
- \* reverse proxy


Affects the following components:  
HTTP Proxy

▼ UPDATES

FILTER 

Available		Installed	
Scope	Installation Date	Name	
 Security	07.04.2015 09:36:59	Glibc Hotfix 664	

### Download and Install Options

The **Updates** element provides several functions when clicking the download icon ( next to a link.

Available			Installed
Scope	Type	Release Date	Name
Maintenance	Package	07.04.2016	Test Hotfix 1005
Maintenance	Package	07.04.2016	
Maintenance	Package	07.04.2016	
Maintenance	Package	07.04.2016	
Maintenance	Package	01.03.2016	
Maintenance	Package	28.01.2016	
Maintenance	Package	28.01.2016	Test Hotfix 1003

- **Download** - Downloads the update file and adds an arrow icon to the link. Click this icon to install or remove the file.

Maintenance	Package	07.04.2016	Test Hotfix 1020
Maintenance	Package	07.04.2016	⇒ Test Hotfix 1005
Maintenance	Package	07.04.2016	Install
Maintenance	Package	07.04.2016	Remove File
Maintenance	Package	01.03.2016	Cumulative Hotfix inc...

- **Download and Install** - Downloads and installs the update file.
- **Download with your default Browser** - Opens an Explorer window and lets you chose the file location.
- **Copy Download Link to Clipboard** - Copies the download link to the clipboard, e.g., <https://d.barracudanetworks.com/ngfirewall/hotfixes/7.0.x/test-1020-7.0.0-1.tgz>

### Update Dependencies

Some updates require installation of earlier download files. To view dependency chains, expand the link.

Maintenance	Package	06.04.2019	Barracuda CloudGen Firewall ar
Maintenance	Package	25.01.2019	Barracuda CloudGen Firewall ar
Maintena...	Package	25.01.2019	Hotfix 731: Dynamic Routing

Downloads with unmet dependencies are marked with a yellow warning triangle (⚠️). Expand the item and install all dependencies to install this update.

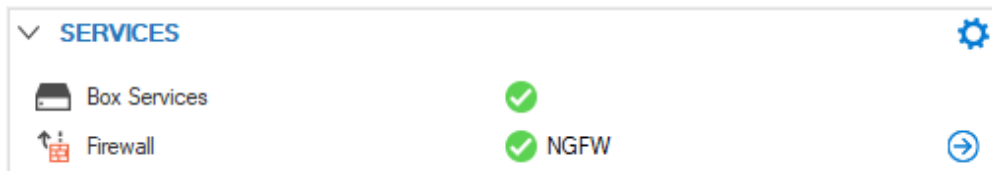
Blocked downloads are marked with a red warning icon (🚫) that becomes visible when hovering the mouse over the link.

Maintenance	Package	07.04.2019	7.1	Cumulative Hotfix 749 and 756
Maintenance	Package	06.04.2019	7.0, 7.1	Barracuda CloudGen Firewall and Control Center 7.1.2 Update Package to update from 7.0.x with Hot Hot
Maintenance	Package	25.01.2019	7.0, 7.1	🚫 Barracuda CloudGen Firewall and Control Center 7.1.2 Update Package to update from 7.0.x

### Services



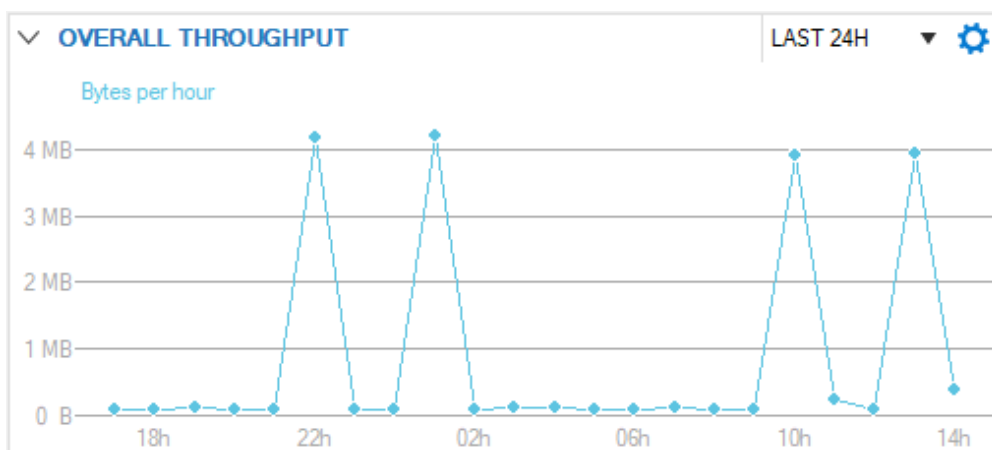
The **Services** element shows the status (enabled or disabled) of box services running on the firewall.



Clicking the arrow icons next to the entries provides the corresponding links to the [Services page](#), where you can view the status of your and services.

## Overall Throughput

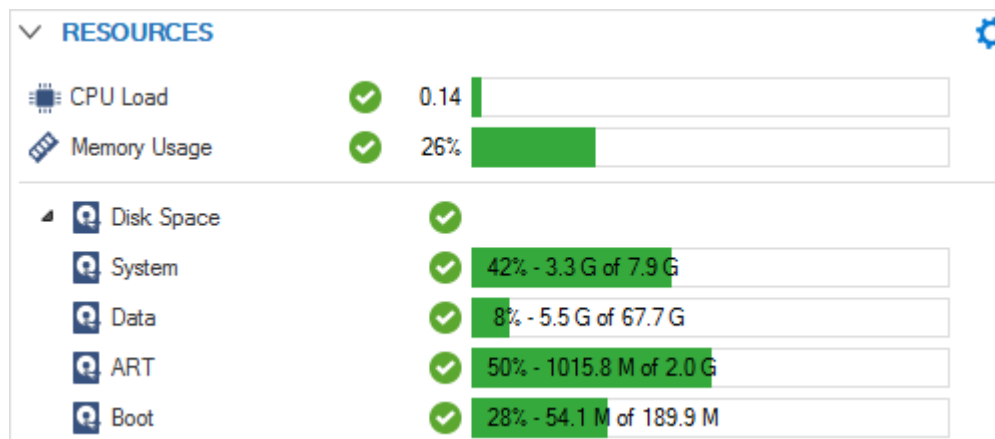
The **Overall Throughput** element provides a live view of the overall traffic handled by the system.



Click the link on the top right of the element (**Last 24H**) to change the time display interval.

## Resources

The upper section of the **Resources** element displays the system load (**CPU Load**) and the amount of RAM (**Memory Usage**) used and still available.



Expanding the **Disk Space** section, which displays the used and available disk space, provides the following information about your system resources:

- **System** - Displays the used and available disk space of the system partition (root).
- **Data** - Displays the used and available disk space of the data partition (/phon0).
- **ART** - Displays the used and available ART disk space.
- **Boot** - Displays the used and available Boot disk space.












## Administrators Logged In

This element displays details about connected administrators.



## Recent Severe Events

This element displays a list of recent events with a severity of **warning** and above.


RECENT SEVERE EVENTS			
	21.05.2019 15:33:25	Memory Critical	
	21.05.2019 15:32:30	Memory Low	
	20.05.2019 11:03:32	Time Synchronization Failed	
	20.05.2019 11:02:20	Key Updated	
	20.05.2019 08:23:04	Remote Command Execution Warning	


## Cloud Information

The **Cloud Information** element shows which cloud the firewall is running in (Azure, AWS, or Google Cloud) and if it is connected to the cloud fabric. It also displays the name of the VM instance in the cloud. This makes it easier to find your firewall VM in the AWS, Azure, and Google Cloud management portals.

▼


CLOUD INFORMATION












Cloud Integration	Configured	
Hosting Cloud	Amazon EC2	
IAM Role	CloudGenFirewallRole	
Instance Id	i-02cdc4a8dd1306ff2	
Instance Name	DOC-ASG1	
Instance Type	t2.small	
Public IP Address	None	
Region/Availability Zone	eu-central-1/eu-central-1b	
VPC/Subnet	vpc-5fb39a37/subnet-9f2419e5	

▼

CLOUD INFORMATION



Cloud Integration	Configured	
Hosting Cloud	Azure (Resource Manager Mode)	
Instance Name	DOC-CGF1	
Instance Size	Standard_A2	
Location	westeurope	
Public IP Address	40.118.31.89	
Resource Group	DOC-CGF	
VNet/Subnet	DOC-VNET/CGF	

▼ CLOUD INFORMATION		
Cloud Integration	Not supported	
Hosting Cloud	Google Compute Platform (GCP)	
Image Name	cusdangccbyol-v720-095-nightbuild-20171011	
Instance Name	doc-cgfcc1	
Instance Type	custom-2-4096	
Project Name	cgftteam	
Zone	europe-west3-a	

## Figures

1. db\_general\_01.png
2. db\_general\_13.png
3. interface01.png
4. interface02.png
5. vrf\_interfaces.png
6. interface\_not\_configured.png
7. interface\_not\_configured2.png
8. interface\_not\_configured.png
9. interface\_not\_configured2.png
10. interface\_configured\_not\_pluggedin.png
11. interface\_configured\_full\_speed.png
12. interface\_configured\_limited\_speed.png
13. product\_tips.png
14. db\_general\_02.png
15. licensed\_00.png
16. icon\_warning.png
17. licensed\_disabled\_00.png
18. not\_purchased\_00.png
19. download\_icon.png
20. fw-update02.png
21. fw-update03.png
22. download\_icon.png
23. fw-update04.png
24. fw-update05.png
25. fw-update06.png
26. download\_icon\_warning.png
27. download\_icon\_block.png
28. fw-update08.png
29. db\_general\_03.png
30. db\_general\_08.png
31. db\_general\_09.png
32. db\_general\_05.png
33. db\_general\_10.png
34. cloud\_information\_aws\_01.png
35. cloud\_information\_element.png
36. google\_cloud\_dashboard\_element.png

© Barracuda Networks Inc., 2024 The information contained within this document is confidential and proprietary to Barracuda Networks Inc. No portion of this document may be copied, distributed, publicized or used for other than internal documentary purposes without the written consent of an official representative of Barracuda Networks Inc. All specifications are subject to change without notice. Barracuda Networks Inc. assumes no responsibility for any inaccuracies in this document. Barracuda Networks Inc. reserves the right to change, modify, transfer, or otherwise revise this publication without notice.