










<https://campus.barracuda.com/doc/96026518/>

DASHBOARD	CONFIGURATION	CONTROL	FIREWALL	LOGS	STATISTICS	EVENTS	SSH					Confirm	Reset Alarm	Delete	Refresh (F5)				
<div> <div>35 Events</div> <div>12 Alarm</div> <div>12 Must Confirm</div> <div>23 Unread</div> </div>											<div> <div>0 Selected Events</div> <div>0 Alarm</div> <div>0 Must Confirm</div> <div>0 Unread</div> </div>								
Filter	Filter	Filter	Filter	Filter	Filter	Filter	Filter	Filter	Filter	Filter									
Severity	Category	Flags	Event Time	Event	Desc	Count	Layer	Class	Message	Notification									
Notice	Security		03.07.2018 08:39:36	Login Notice	root	4	(2) event	(2) Login	Login root from 10.17.4.75 - Allowed.	notification 2									
Notice	Security		03.07.2018 08:39:24	Login Notice	root	1	(2) log	(2) Login	Login root from 10.17.4.75 - Allowed.	notification 2									
Notice	Security		03.07.2018 07:47:36	Login Notice	root	23	(2) boxconfig	(2) Login	Login root from 10.17.4.75 - Allowed: S...	notification 2									
Notice	Security		02.07.2018 08:52:29	Login Notice	root	3	(2) control	(2) Login	Login root from 10.17.4.75 - Allowed.	notification 2									
Notice	Security		02.07.2018 08:52:28	Login Notice	root	3	(2) NGAdmin	(2) Login	Login root from 10.17.4.75 - Allowed.	notification 2									
Information	Operative		26.06.2018 08:01:47	New Software Update	Update Notifications contain a new sof...	1	(2) boxupdate	(1) update notifi...	New Firewall Admin version available: ...	notification 1									
Information	Operative		26.06.2018 08:01:47	New Product Tip	New Product Tip	1	(2) Config downlo...	(1) Product Tips	New product tip available for Barracud...	notification 1									
Warning	Security		26.06.2018 08:01:40	Authentication Failure Warning	root	18	(2) boxconfig	(3) Login	Login root from 10.17.94.96 - Invalid P...	notification 2									
Warning	Security		26.06.2018 08:01:34	Key Updated	root	1	(1) network layer	(1) adm_box	RSA key of system account root has b...	notification 2									
Information	Operative		26.06.2018 07:27:38	Firewall Stop	Firewall	1	(2) control	(1) phionctf com...	The phionctf command triggered a shu...	notification 1									
Information	Operative		26.06.2018 07:27:23	Network Subsystem Check	Logical Network Subsystem Configurat...	2	(1) Network	(1) boonet		notification 1									
Information	Operative		26.06.2018 07:27:23	Network Subsystem Restart	Runtime Network Subsystem Reactiva...	1	(1) Network	(1) boonet		notification 1									
Information	Operative		26.06.2018 07:27:22	Route Added	10.17.94.0/24 device table main dev e...	1	(2) control	(2) control	Add route 10.17.94.0/24 device table ...	notification 4									
Information	Operative		26.06.2018 07:27:21	Network Subsystem Check	Local Runtime Network Subsystem Co...	1	(1) Network	(1) boonet		notification 1									
Warning	Security		26.06.2018 07:25:45	Duplicate IP Detected	192.168.200.200	1	(2) control	(1) control	Duplicate IP 192.168.200.200 MAC is ...	notification 2									
Information	Operative		26.06.2018 07:24:47	Start Server	S1	1	(2) control	(1) control	Start server S1 by control. Automated...	notification 4									

- **Severity** – The event type.
- **Category** – The event category.
- **Flags** – The event status.
- **Event** – The name of the event.
- **Event Time** – The date and time the event was generated.
- **Desc** – The event description.
- **Count** – The number of times the event occurred.
- **From Box** – (CC only) The name of the system that created the event.
- **Layer** – The layer that the event occurs on.
- **Class** – The class that the event belongs to.

Icon	Event Type
	Information
	Notice
	Warning
	Error
	Security

EVENTS Tab


Text Type	Event Type
	New and unread event.
	Confirmed event.
	Event that must be confirmed.
	Event with alarm.

For more information, see [How to Configure Basic, Severity, and Notification Settings for Events](#) .

Managing Events

To manage the list of events that are displayed, you can refresh the list automatically or manually, delete events, and specify which content is shown on the list. To delete an event, right-click it and select **Delete Event** . To verify that an event has been properly deleted, refresh the event list.

Select an event and use the quick access bar at the top of the page to perform the following actions:



- **Confirm** – Confirm the selected event.
- **Reset Alarm** – Reset the alarm for the selected event.
- **Delete** – Delete the selected event.
- **Refresh** – Refresh the list of events manually.

Notification messages are only enabled in **Live Mode** view. This mode displays the current event system status and enables pop-up windows and sound. To manually refresh the list of events, click **Refresh**. To automatically refresh the list of events in **Live** mode, click **No Auto Refresh** and then click **Live**.

Acknowledging Events and Alarms

Some events, such as error events, require confirmation. You can also determine if an event needs acknowledgment by double-clicking it to view its properties. If an event has an alarm, you can also either reset or disable the alarm.

If an event must be confirmed and is in alarm condition, deleting the alarm will also delete the request for confirmation. If an alarm is stopped, any configured repeating server actions are










also stopped.

To acknowledge an event that requires confirmation, right-click the event and select **Confirm as Read**. Acknowledging the event also terminates any alarms (such as a sound playing or an email notification) that have been set for it.

- To acknowledge an event and remove a warning icon from it, select **Reset Alarm and Confirm as Read**.
- To temporarily disable the event alarm, select **Temporary Disable** and enter the time span for disabling the alarm. The event is then displayed with a 'Mute' icon.

Filter Options

To filter the list of events that are displayed, click the fields on top of the columns. Select a filter and/or enter values for a filter setting. The entries will be displayed according to the selected criteria.

 3 Events (filtered)  0 Alarm  0 Must Confirm • 3 Unread					
Warning	Security	Unread	Filter	Filter	Filter
Severity	Category	Flags	Event Time	Event	Desc
 Warning	Security		26.06.2018 08:01:40	Authentication Failure Warning	root
 Warning	Security		26.06.2018 08:01:34	Key Updated	root
 Warning	Security		26.06.2018 07:25:45	Duplicate IP Detected	192.168.200.200

To reset the view, click **Clear Filter** on the top right of the page.

Viewing Event Properties

To view detailed information for an event, you can either double-click it or right-click it and select **View Event**. In the **Event Properties** window, you can view the system, layer, class, and type for the event, as well as its event ID.

Field	Description
Box	The IP address of the system that created the event.
Layer	There are three layers: <ul style="list-style-type: none"> • 1 - Boot layer. • 2 - Box layer. • 3 - Server/Service layer.

Class	There are three classes: <ul style="list-style-type: none">• 1 - Operative• 2 - Resources• 3 - Security
Type	The event ID.

In the lower section of the **Event Properties** window, you can view the dates and times of when the event was confirmed, acknowledged, or had its alarm disabled. You can also view information about the administrator who confirmed the event.

- **By Admin** - The administrator who confirmed the event. If the event is unconfirmed, this field is empty.
- **By Peer** - The IP address for the workstation of the administrator who confirmed the event. If the event is unconfirmed, this field is empty.
- **Date** - The date and time of when the event was read or confirmed. If the event is unconfirmed, this field is empty.
- **Insert** - The date and time of when the event was generated.
- **Box** - Internal system information related to the insert time (please ignore this value).
- **Update** - The date and time of any status changes for the event, such as when it was acknowledged or marked as read.
- **Alarm** - The date and time of when the alarm was sent.
- **Temp. disabled** - The date and time of when the alarm was disabled temporarily.

Figures

1. events01.png
2. info1.png
3. info.png
4. warn.png
5. err.png
6. secur.png
7. unread.png
8. ok.png
9. conf.png
10. change.png
11. action_bar.png
12. event_filter.png

© Barracuda Networks Inc., 2024 The information contained within this document is confidential and proprietary to Barracuda Networks Inc. No portion of this document may be copied, distributed, publicized or used for other than internal documentary purposes without the written consent of an official representative of Barracuda Networks Inc. All specifications are subject to change without notice. Barracuda Networks Inc. assumes no responsibility for any inaccuracies in this document. Barracuda Networks Inc. reserves the right to change, modify, transfer, or otherwise revise this publication without notice.