

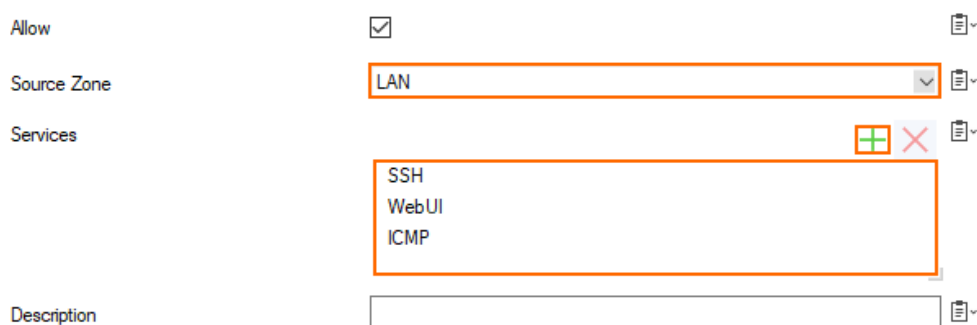
How to Create Secure Connector Firewall Management Rules







<https://campus.barracuda.com/doc/96026763/>

By default, access to the web interface, SSH, and ICMP is blocked from every firewall zone. For each firewall zone, you must create a Secure Connector firewall management rule to allow access to these services. To be able to log into the Secure Connector via SSH, you must also enable SSH via the Secure Connector Editor.

Create a Secure Connector Firewall Management Rule

1. Go to **your cluster > Cluster Settings > Secure Connector Editor**.
2. Click **Lock**.
3. Double-click to edit the device or template.
4. In the left menu, click **Firewall Settings**.
5. (Template only) Select the check box for **Firewall Management**. Any existing firewall management rules on Secure Connectors using this template will be overwritten.
6. Click **+** to add a **Firewall Management** rule.
7. Enter a **Name** and click **OK**. The **Firewall Management** window opens.
8. Configure the firewall management rule:
 - **Source Zone** – Select the zone you want to create the rule for.
 - **Services** – Click **+** and add management services to be accessed: **SSH**, **ICMP**, and/or **WebUI**.



Allow	<input checked="" type="checkbox"/>	
Source Zone	LAN	
Services	<div>  SSH WebUI ICMP</div>	
Description		

9. Click **OK**.
10. Click **OK** and **Activate**.

Delete a Secure Connector Firewall Management Rule

1. Go to **your cluster > Cluster Settings > Secure Connector Editor**.
2. Click **Lock**.
3. Double-click to edit the device or template.
4. In the left menu, click **Firewall Settings**.
5. Select the management rule you want to delete in the **Firewall Management** list.

6. Click **X**.
7. Click **OK** and **Activate**.

Figures

1. fw_mgmt01.png
2. delete_icon.png

© Barracuda Networks Inc., 2024 The information contained within this document is confidential and proprietary to Barracuda Networks Inc. No portion of this document may be copied, distributed, publicized or used for other than internal documentary purposes without the written consent of an official representative of Barracuda Networks Inc. All specifications are subject to change without notice. Barracuda Networks Inc. assumes no responsibility for any inaccuracies in this document. Barracuda Networks Inc. reserves the right to change, modify, transfer, or otherwise revise this publication without notice.