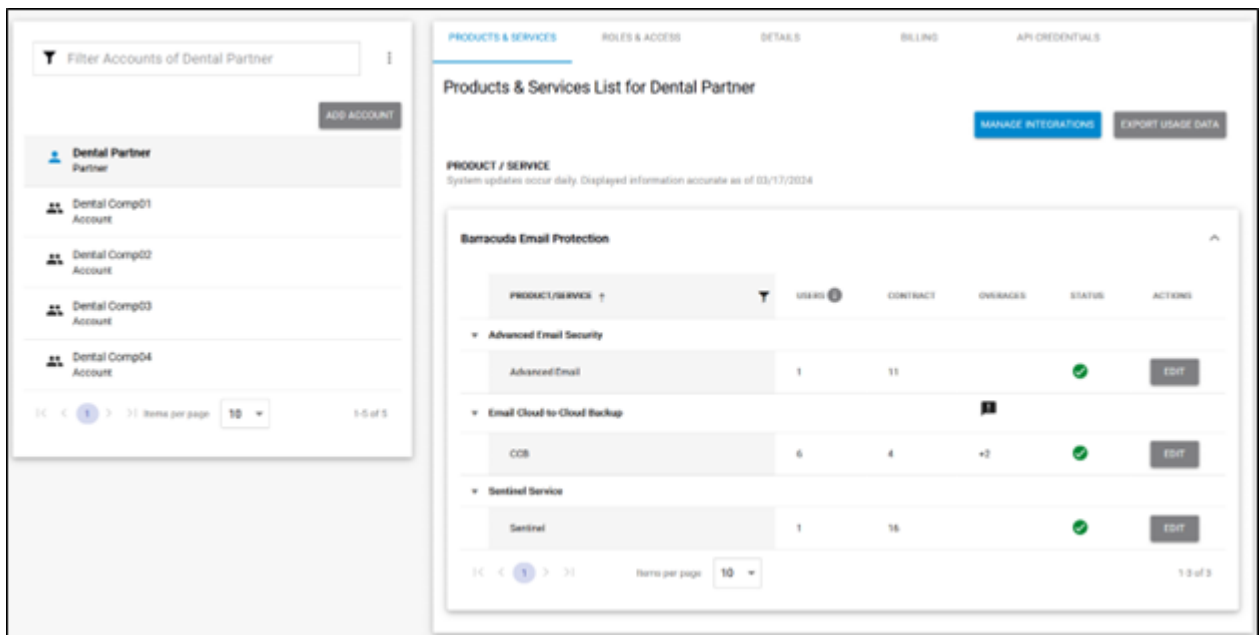


Assigning Products & Services

<https://campus.barracuda.com/doc/96768211/>

To assign Products & Services, perform the following steps.





1. At the Accounts listings, select the partner you from which to assign products or services. The partner Products & Services page is displayed.







The screenshot shows the 'Products & Services List for Dental Partner' page in the Barracuda MSP App. The page is divided into two main sections. On the left, there is a sidebar with a search bar labeled 'Filter Accounts of Dental Partner' and an 'ADD ACCOUNT' button. Below this, a list of accounts is shown, including 'Dental Partner' and four 'Dental Comp' accounts. On the right, the main content area displays the 'Products & Services List for Dental Partner'. At the top of this section, there are tabs for 'PRODUCTS & SERVICES', 'ROLES & ACCESS', 'DETAILS', 'BILLING', and 'API CREDENTIALS'. Below the tabs, there are buttons for 'MANAGE INTEGRATIONS' and 'EXPORT USAGE DATA'. The main content area shows a table of products and services assigned to the partner. The table has columns for 'PRODUCT / SERVICE', 'USERS', 'CONTRACT', 'OVERAGES', 'STATUS', and 'ACTIONS'. The products listed are 'Advanced Email Security', 'Email Cloud-to-Cloud Backup', and 'Sentinel Service'. Each product has a corresponding 'EDIT' button.

PRODUCT / SERVICE	USERS	CONTRACT	OVERAGES	STATUS	ACTIONS
Advanced Email Security					
Advanced Email	1	11		✓	EDIT
Email Cloud-to-Cloud Backup					
CCB	6	4	+2	✓	EDIT
Sentinel Service					
Sentinel	1	16		✓	EDIT

2. Click the **Subpartners' Catalog** button. The Subpartners' Catalog pop-up is displayed.

Subpartners' Catalog			
 Filter By Subpartner Name			
SUBPARTNER ↑	PRODUCTS	STATUS	ACTIONS
subpartnerdemo1	3		GO TO
XYZ CORPORATION	1		GO TO
		Items per page 10	1-2 of 2
			CLOSE

3. At the Subpartner listing, click the **Go To** button.
The Subpartner Product & Services List is displayed.

PRODUCTS & SERVICES			
ROLES & ACCESS			
DETAILS			
Products & Services List for Crystal			
		ASSIGN	EXPORT USAGE DATA
PRODUCT / SERVICE			
System updates occur daily. Displayed information accurate as of 02/15/2024			
Barracuda Email Protection			
PRODUCT/SERVICE ↑		USERS 	STATUS
ACTI...			
Email Complete Protection			
Adina CPC1	1		EDIT
		Items per page 10	1-1 of 1

4. Click the **Assign** button.
The Assign Product/Service pop-up is displayed.

ASSIGN PRODUCT/SERVICE

Product/Service Family

--Select--

[CANCEL](#) [CONFIRM](#)

Click the Product/Service Family down arrow.
The family services available are displayed.

ASSIGN PRODUCT/SERVICE

--Select--

Barracuda Backup Appliances

Barracuda Content Shield

Barracuda Email Protection

5. Select the Product/Service family you wish to assign.
The Product/Service field is displayed.

ASSIGN PRODUCT/SERVICE

Product/Service Family

Barracuda Email Protection

Product/Service

--Select--

[CANCEL](#) [CONFIRM](#)

6. Click the Product/Service down arrow.
The Product/Service options available are displayed.

–Select–

(INT'L) Email Complete Protection

(INT'L) Email Complete Protection

Advanced Email Protection MSP

advanced em protec

Email Archiving Service

Archiving QA2

Email Archiving Service

Email Cloud-to-Cloud Backup

C2C qa2

Email Complete Protection

Adina CPC2

Email Complete Protection

Email Security & Compliance

Email Sec1

Forensics Service

FIR 1

Impersonation Protection MSP

impers

Sentinel Service

7. Select the Product/Service option to be assigned.
The Product/Service option you selected is displayed.

ASSIGN PRODUCT/SERVICE

Product/Service Family

Barracuda Email Protection

Product/Service

(INT'L) Email Complete Protection

CANCEL

CONFIRM

8. Click the **Confirm** button.

The Product/Service is displayed on the Product & Services page.

Figures

1. campus product services page.png
2. image2022-7-27 15:51:15.png
3. campus assign sub.png
4. campus assign.png
5. campus assign1.png
6. campus assign2.png
7. campus assign3.png
8. campus assign4.png

© Barracuda Networks Inc., 2024 The information contained within this document is confidential and proprietary to Barracuda Networks Inc. No portion of this document may be copied, distributed, publicized or used for other than internal documentary purposes without the written consent of an official representative of Barracuda Networks Inc. All specifications are subject to change without notice. Barracuda Networks Inc. assumes no responsibility for any inaccuracies in this document. Barracuda Networks Inc. reserves the right to change, modify, transfer, or otherwise revise this publication without notice.