

Scan Log

<https://campus.barracuda.com/doc/98225767/>

The Scan Log shows every action taken on each file, whether by the Barracuda Data Inspector or an admin remediation. Records are retained and available for 90 days.

Enter a file name in the search field to see each scan made by the Data Inspector on that file including any final actions taken (Quarantined, Deleted, etc.).

Account:

Scan Log

Date Range
03/06/2024 - 04/05/2024

Search by file or owner

Decision	File	Scanned	Owner/Creator	Status	Policies Invoked	Action Taken	
Clean	__macosx%2fdiff+files%2f...doc+14thjune.docx OneDrive > 14feb23 > Diff files.docx	Apr, 05 4:34 AM	Shivantika Shivantika	Canceled	-	-	
Clean	test.txt OneDrive >	Apr, 05 4:34 AM	Eric Olson	Canceled	-	-	
Violation	__macosx%2fzipfiletest%2f..._di_final_b891d1+cop... OneDrive > 14feb23 > zipfiletest.zip	Apr, 05 4:34 AM	Shivantika Shivantika	Canceled	Default policy	Report	
Violation	large_image_cc.png OneDrive > TestDocSuite	Apr, 05 4:34 AM	Eric Olson	Canceled	Default policy	Report	
Clean	__macosx%2fdiff+files%2f...presentation1.pptx OneDrive > 14feb23 > Diff files.zip	Apr, 05 4:34 AM	Shivantika Shivantika	Canceled	-	-	
Clean	diff+files%2f0002.rtf OneDrive > 14feb23 > Diff files.zip	Apr, 05 4:34 AM	Shivantika Shivantika	Canceled	-	-	
Clean	large_image_cc copy 8.png OneDrive >	Apr, 05 4:34 AM	Rahul Poonia	Canceled	-	-	
Violation	large_image_cc.png OneDrive > TestDocSuite	Apr, 05 4:33 AM	Eric Olson	Canceled	Default policy	Report	

< 1 2 3 4 5 ... 400 >

25

26 - 50 of 10000 items

Filtering Page Results

There are multiple tools to help limit the items displayed to only those you are interested in.


Sort by Column

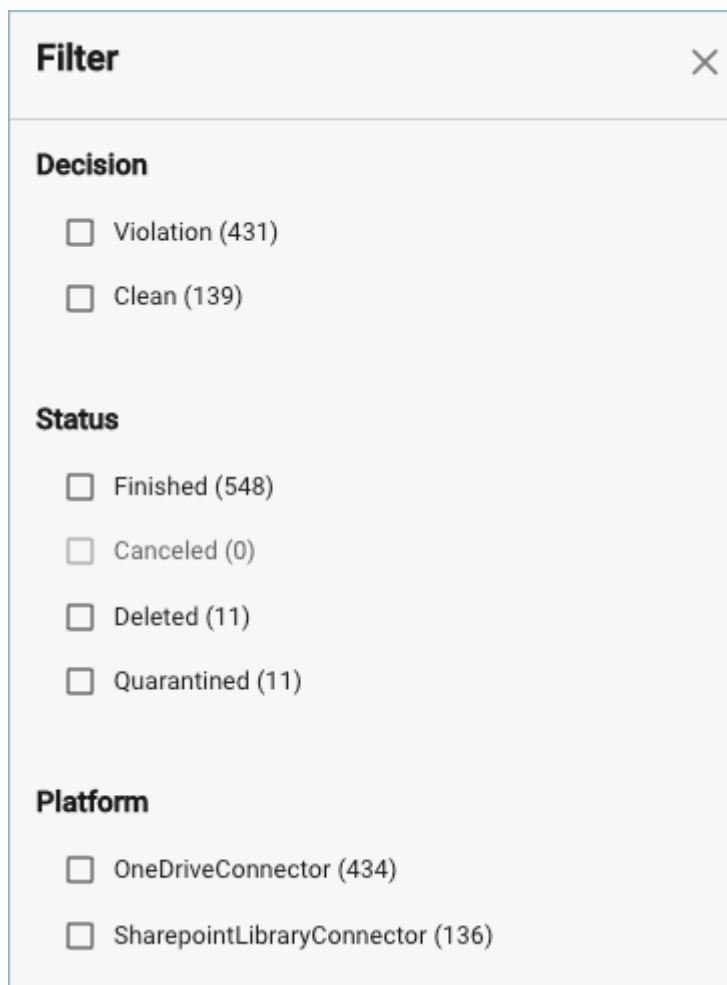
Click the top of the **File**, or **Scanned** columns to sort. **File** will sort by file names alphabetically. **Scanned** is the default and sorts most recent to least recent. Clicking a second time on a column header will reverse the order (i.e. least recent to most recent).

Search Box

Add text to the search field to find a file name, file owner, or file creator match.

Filter Button

Click the **Filter** button  to open a list to narrow down search results. Select from *Decision*, *Status*, or *Platform*, options. (See below for descriptions of each.) Options with zero instances or those not compatible with options already checked are grayed out and cannot be selected.



The image shows a 'Filter' dialog box with a close button (X) in the top right corner. It contains three sections: 'Decision', 'Status', and 'Platform'. Each section has a list of options with checkboxes and counts in parentheses. The 'Decision' section has 'Violation (431)' and 'Clean (139)'. The 'Status' section has 'Finished (548)', 'Canceled (0)', 'Deleted (11)', and 'Quarantined (11)'. The 'Platform' section has 'OneDriveConnector (434)' and 'SharepointLibraryConnector (136)'. All checkboxes are currently unchecked.


Section	Option	Count
Decision	<input type="checkbox"/> Violation	431
	<input type="checkbox"/> Clean	139
Status	<input type="checkbox"/> Finished	548
	<input type="checkbox"/> Canceled	0
	<input type="checkbox"/> Deleted	11
	<input type="checkbox"/> Quarantined	11
Platform	<input type="checkbox"/> OneDriveConnector	434
	<input type="checkbox"/> SharepointLibraryConnector	136


The filter options are:


- **Decision**
 - **Violation** – File found to be malicious, contain sensitive data, or has a sharing violation.
 - **Clean** – No violations found during this action. Note: This doesn't necessarily mean the file no longer contains violations. For example: when an admin quarantines a file with a violation, no scan is run. Because no scan was performed, no violations was found and the file is marked as Clean for this action.
- **Status**
 - **Finished** – File scanned.
 - **Canceled** – Scan failed to complete.



- **Deleted** – File remediated as Deleted. See [Detections](#) to learn more about remediation.
- **Quarantined** – File remediated as Quarantined. See [Detections](#) to learn more about remediation.
- Platform
 - **OneDriveConnector** – Microsoft One Drive
 - **SharepointLibraryConnector** – Microsoft Sharepoint

Once a box is checked, a corresponding filter chip will appear under the search box. Filters can be removed by clicking the **X** next to one or clicking the **Clear All** link.

Date Range
03/29/2024 - 04/05/2024 

Search by file or owner 





Decision : Violation  Platform : OneDriveConnector  [Clear All](#)

Date Range

Limit page results to those that occurred in a given time period.

Click the calendar icon on the **Date Range** field to open the date range selector. Click on one of the built in presets at left (i.e. *Last 3 Days*, *Last 30 Days*, etc.) or select a range by clicking on the days in the calendar.

 Export CSV

Date Range
03/14/2023 - 03/22/2023 

Last Day

Last 3 Days

Last 7 Days

Last 30 Days

Last 90 Days

14 March 2023 → 22 March 2023

< Mar 2023 >

Su Mo Tu We Th Fr Sa

26 27 28 1 2 3 4

5 6 7 8 9 10 11

12 13 14 15 16 17 18

19 20 21 22 23 24 25

26 27 28 29 30 31 1

< Apr 2023 >

Su Mo Tu We Th Fr Sa

26 27 28 29 30 31 1

2 3 4 5 6 7 8


9 10 11 12 13 14 15


16 17 18 19 20 21 22


23 24 25 26 27 28 29


30 1 2 3 4 5 6

Other Detections Page Options

Click the reload icon  to view the latest Scan Log items. Note: any implemented text search, selected filters, or date ranges will be retained. To restore detection results to default, reload the browser window.

The **Export CSV**  button will export up to 10,000 Scan Log items and will be limited by any active searches, filters or date ranges.

Click the Select Columns icon  located at far-right to limit the columns displayed. *Owner/Creator*, *Status*, *Policies Invoked*, and *Actions Taken* can be added or removed. *Decision*, *File*, and *Scanned* always always displayed and cannot be deselected.

Click the back < or forward > arrows or one of the numbers at the bottom to view another page of Scan Log items. The number shown per page can be changed via the dropdown menu .

Figures

1. scan-log.png
2. filter-scan-log.png
3. di-scan-log-filters.png
4. scan-log-filters.png
5. di-date-range.png
6. refresh-scan-log.png
7. export-scan-log-csv.png
8. select-scan-log-columns.png
9. di-activities-per-page.png

© Barracuda Networks Inc., 2024 The information contained within this document is confidential and proprietary to Barracuda Networks Inc. No portion of this document may be copied, distributed, publicized or used for other than internal documentary purposes without the written consent of an official representative of Barracuda Networks Inc. All specifications are subject to change without notice. Barracuda Networks Inc. assumes no responsibility for any inaccuracies in this document. Barracuda Networks Inc. reserves the right to change, modify, transfer, or otherwise revise this publication without notice.