

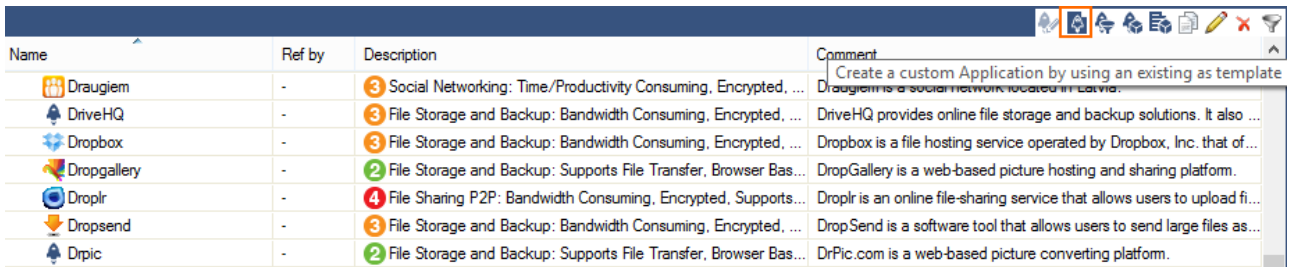
How to Create a Custom Application Object

<https://campus.barracuda.com/doc/46208994/>

If the default Application Control pattern database does not include an application that you want to use in your application rules, you can create a custom application object. Select a template for an existing application, and configure it to match the application that you want to drop, throttle, prioritize, or report.

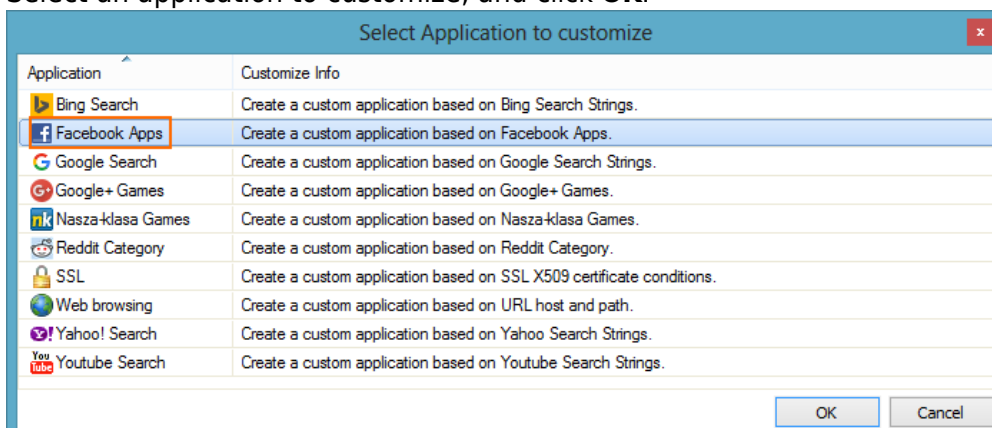
Create a Custom Application Object

1. Go to **CONFIGURATION > Configuration Tree > Box > Virtual Servers > your virtual server > Assigned Services > Firewall > Forwarding Rules**.
2. In the left menu, expand **Firewall Objects** and select **Applications**.
3. Click **Lock**.
4. Create the custom application by either right-clicking the table and selecting **New > Custom Application** or using the icon in the top-right area of the ruleset.



| Name | Ref by | Description | Comment |
|-------------|--------|---|---|
| Draugiem | - | 3 Social Networking: Time/Productivity Consuming, Encrypted, ... | Create a custom Application by using an existing as template Draugiem is a social network located in Latvia. |
| DriveHQ | - | 3 File Storage and Backup: Bandwidth Consuming, Encrypted, ... | DriveHQ provides online file storage and backup solutions. It also ... |
| Dropbox | - | 3 File Storage and Backup: Bandwidth Consuming, Encrypted, ... | Dropbox is a file hosting service operated by Dropbox, Inc. that of ... |
| Dropgallery | - | 2 File Storage and Backup: Supports File Transfer, Browser Bas... | DropGallery is a web-based picture hosting and sharing platform. |
| Droplr | - | 4 File Sharing P2P: Bandwidth Consuming, Encrypted, Supports... | Droplr is an online file-sharing service that allows users to upload fi... |
| Dropsend | - | 3 File Storage and Backup: Bandwidth Consuming, Encrypted, ... | Drop.Send is a software tool that allows users to send large files as... |
| Drpic | - | 2 File Storage and Backup: Supports File Transfer, Browser Bas... | DrPic.com is a web-based picture converting platform. |

5. Select an application to customize, and click **OK**.

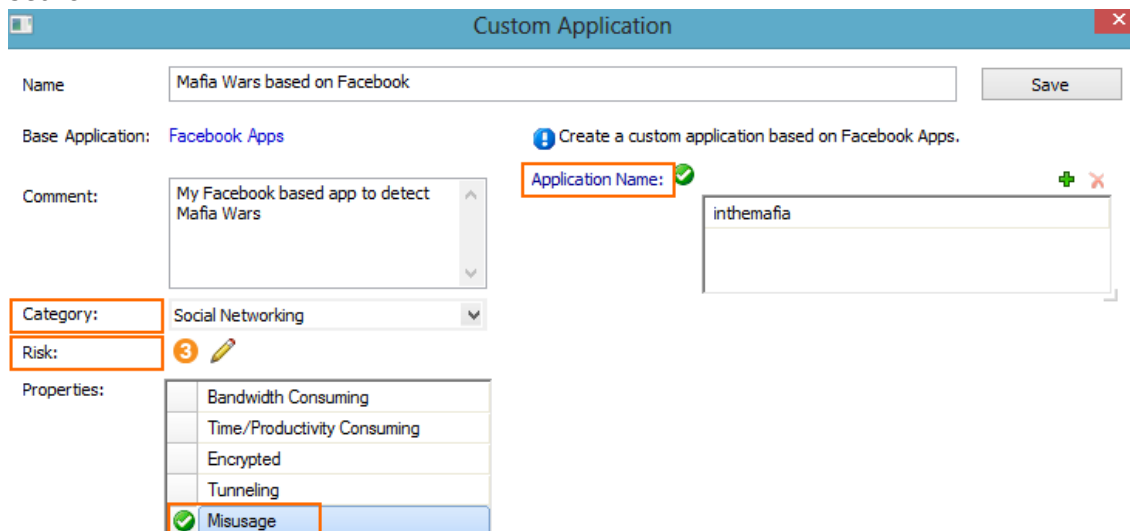


6. You can customize the following settings for the application:
 - o **Name** - The name of the application.
 - o **Comment** - Additional information about the application.
 - o **Category** - The category of the application.
 - o **Risk** - The risk level of the application, from 1 (low) to 4 (high).
 - o **Properties** - The properties of the application.
 - o **Application Name** - If you want to customize specific components of the application, add

the component names. To get the name of a component, go to the [Firewall > Monitor](#) page, click the application, and see the **Deep Application Control** window in the **Application Statistics** section.

Examples:

- **Bing** - Use a search term to create a custom application for a Bing search.
- **Facebook Apps** - Use the canvas name of the FB application:
`https://apps.facebook.com/<canvasname>`.
- **Google Search** - Use a search term to create a custom application for a Google search.
- **Google+ Games** - Use the application name to create a custom Google+ game application.
- **Nasza-klasa Games** - Use the game ID to create a custom Nasza-klasa game application.
- **Reddit Category** - Use the Reddit category to create a custom reddit application.
- **SSL** - Create matching criteria based on X.509 certificate content.
- **Web browsing** - Create matching criteria based on URL host (`www.acme.com`) or URL path (`/images?/`)
- **Yahoo Search** - Use a search term to create a custom application for a Yahoo search.
- **YouTube Search** - Use a search term to create a custom application for a YouTube search.



Custom Application


Name: Mafia Wars based on Facebook Save

Base Application: Facebook Apps ! Create a custom application based on Facebook Apps.

Comment: My Facebook based app to detect Mafia Wars

Application Name: inthemafia

Category: Social Networking

Risk: 3 

Properties:

| | |
|-------------------------------------|-----------------------------|
| <input type="checkbox"/> | Bandwidth Consuming |
| <input type="checkbox"/> | Time/Productivity Consuming |
| <input type="checkbox"/> | Encrypted |
| <input type="checkbox"/> | Tunneling |
| <input checked="" type="checkbox"/> | Misusage |

7. Click **Save**.

8. Click **Send Changes** and **Activate**.

Figures

1. custom_app_01.png
2. custom_app_02.png
3. custom_app_03.png

© Barracuda Networks Inc., 2019 The information contained within this document is confidential and proprietary to Barracuda Networks Inc. No portion of this document may be copied, distributed, publicized or used for other than internal documentary purposes without the written consent of an official representative of Barracuda Networks Inc. All specifications are subject to change without notice. Barracuda Networks Inc. assumes no responsibility for any inaccuracies in this document. Barracuda Networks Inc. reserves the right to change, modify, transfer, or otherwise revise this publication without notice.