

## Self-Service VPN Provisioning for iOS Devices

<https://campus.barracuda.com/doc/46209092/>

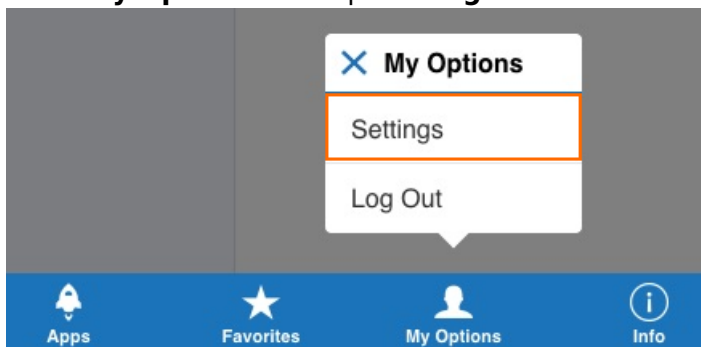
Companies with a bring-your-own-device (BYOD) policy cannot rely on MDM to manage and push out the VPN configuration to the users' smartphones and tablets. The Barracuda NextGen Firewall F-Series mobile portal allows users to automatically install the VPN configurations on their iOS device by clicking the provisioning link in the mobile portal.

### In this article:

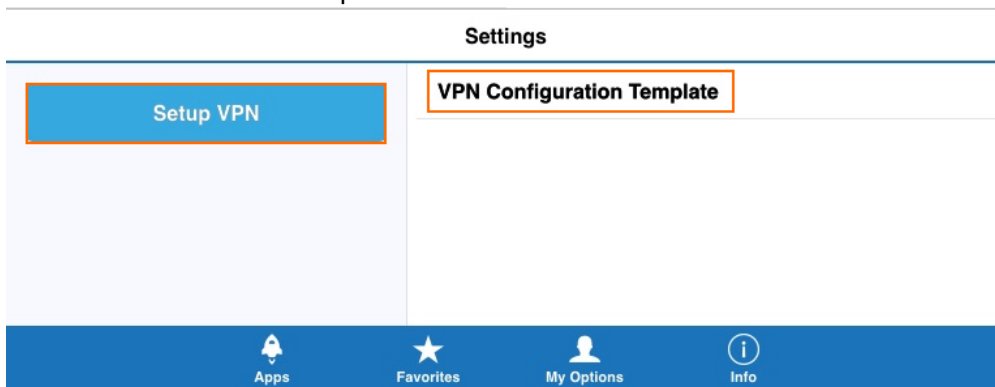
#### Self-Service IPsec VPN Provisioning

Use the provisioning link of the mobile portal to install the VPN configuration:

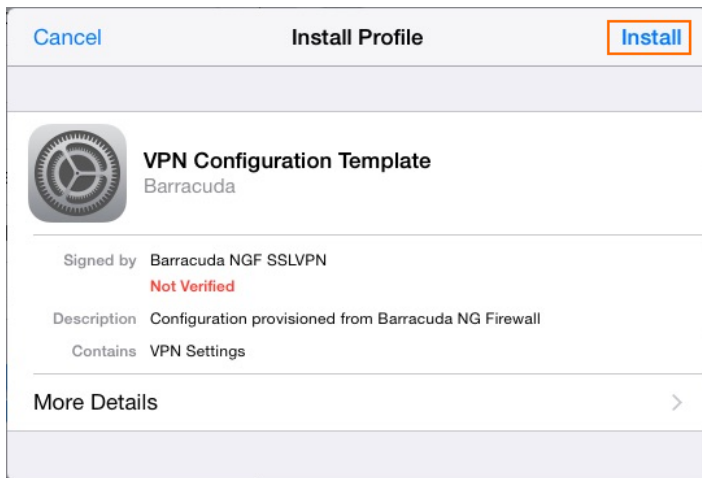
1. Log into the mobile portal of the Barracuda NextGen Firewall F-Series SSL VPN with your iOS device.
2. Go to **My Options** and tap **Settings**.



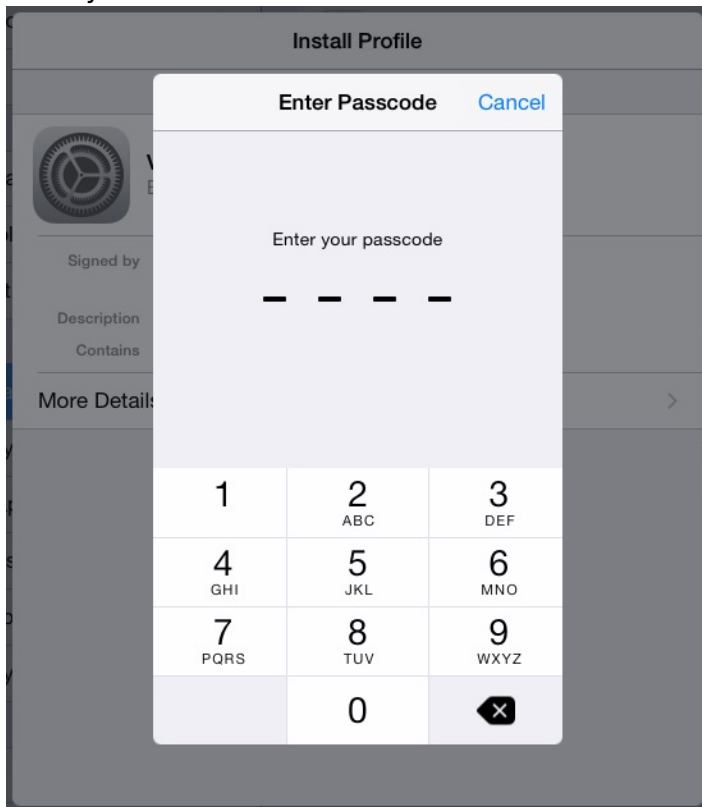
3. Tap **Setup VPN**. All available VPN templates are listed.
4. Tap on a VPN template. This is the **Display Name** of the **VPN File's** SSL VPN resource. The **Install Profile** window opens.



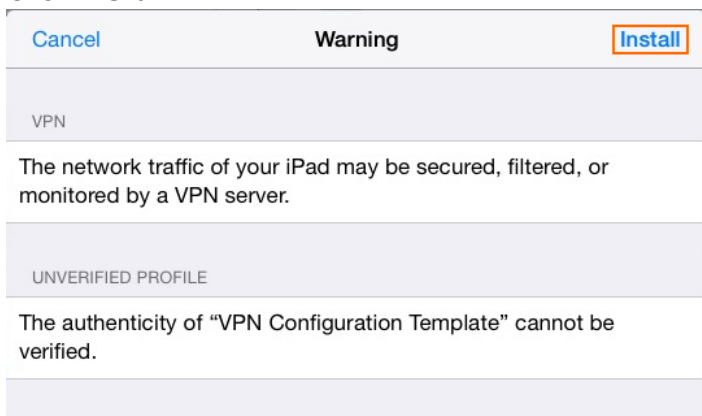
5. Click **Install**.



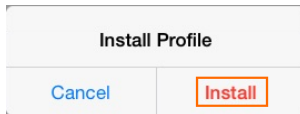
6. Enter your **Passcode**.



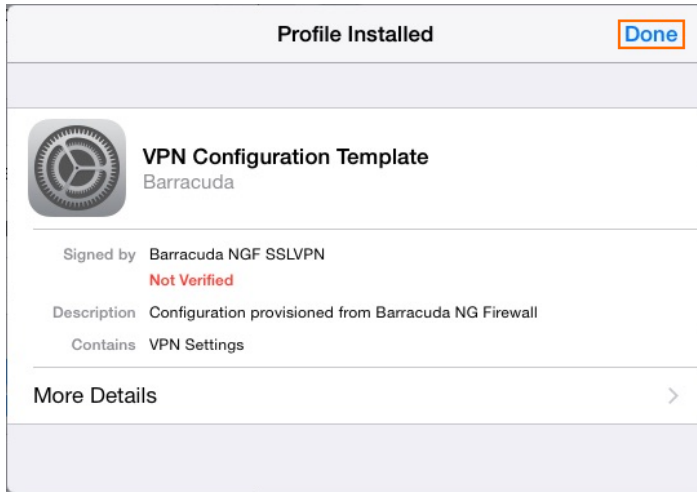
7. Click **Install**.



- Click **Install**. The VPN profile is installed.



- Click **Done**.



You can now connect to the IPsec VPN on your iOS device.

### Establishing a VPN Connection

After you have installed the IPsec VPN configuration, your iOS device can connect to the Barracuda NextGen Firewall F-Series via IPsec VPN.

- From the home screen of your iOS device, go to **Settings** and tap **General**.
- Tap **VPN**
- Set the **VPN** slider to **ON**. The iOS device initiates the VPN connection.
- When the VPN connection is established successfully, the VPN icon is displayed in the status bar.

## Figures

1. iOS01.png
2. iOS02.png
3. iOS03.png
4. iOS04.png
5. iOS05.png
6. iOS06.png
7. iOS07.png

© Barracuda Networks Inc., 2019 The information contained within this document is confidential and proprietary to Barracuda Networks Inc. No portion of this document may be copied, distributed, publicized or used for other than internal documentary purposes without the written consent of an official representative of Barracuda Networks Inc. All specifications are subject to change without notice. Barracuda Networks Inc. assumes no responsibility for any inaccuracies in this document. Barracuda Networks Inc. reserves the right to change, modify, transfer, or otherwise revise this publication without notice.