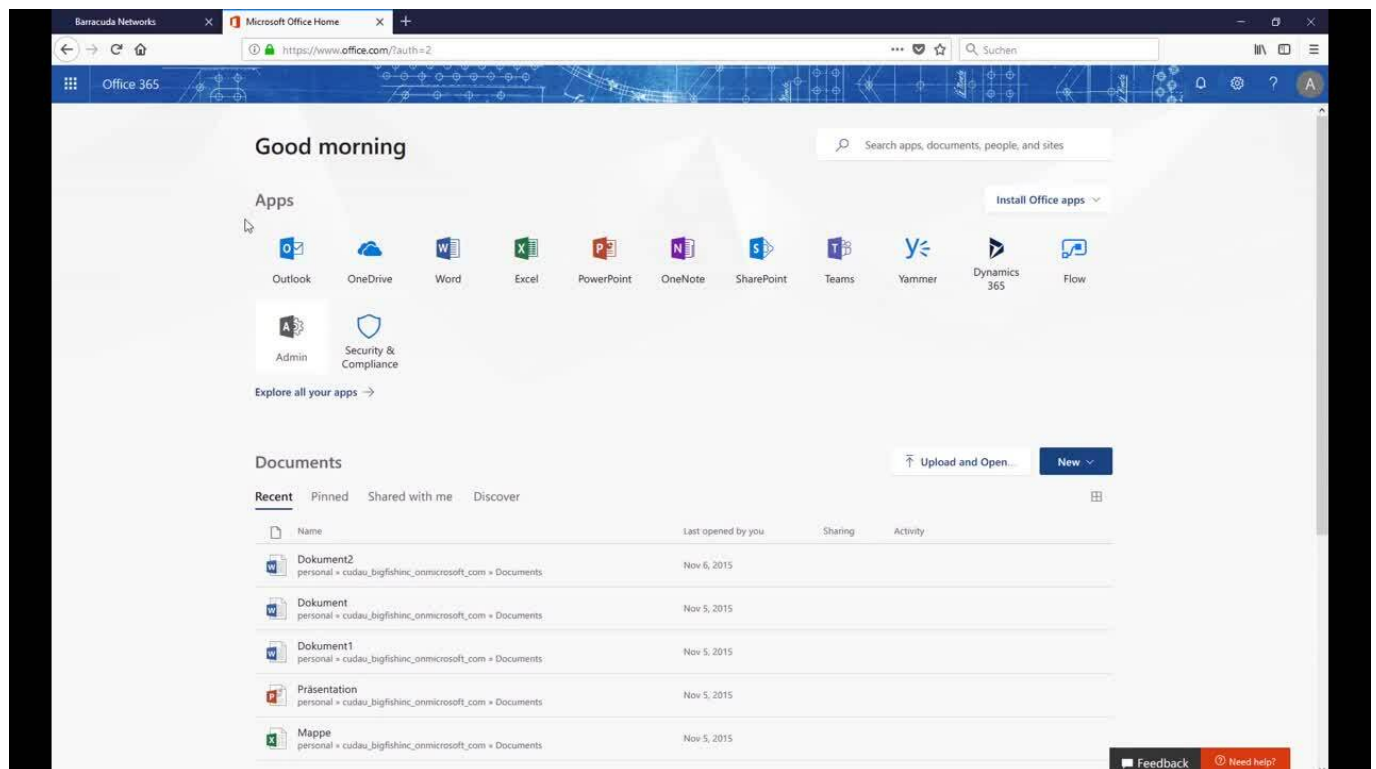


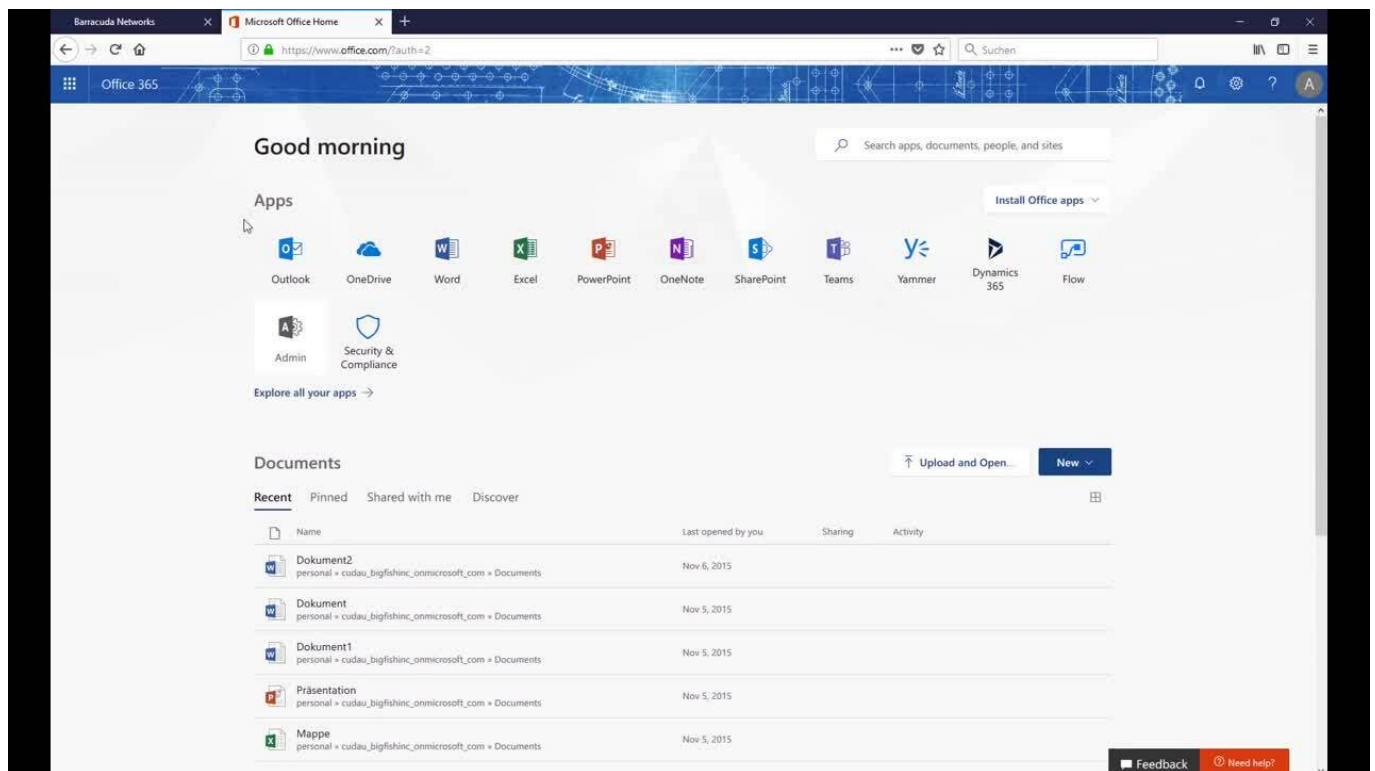
How To Videos

<https://campus.barracuda.com/doc/51188720/>

Initial Configuration

Watch this video for a look at domain settings and MX record configuration:



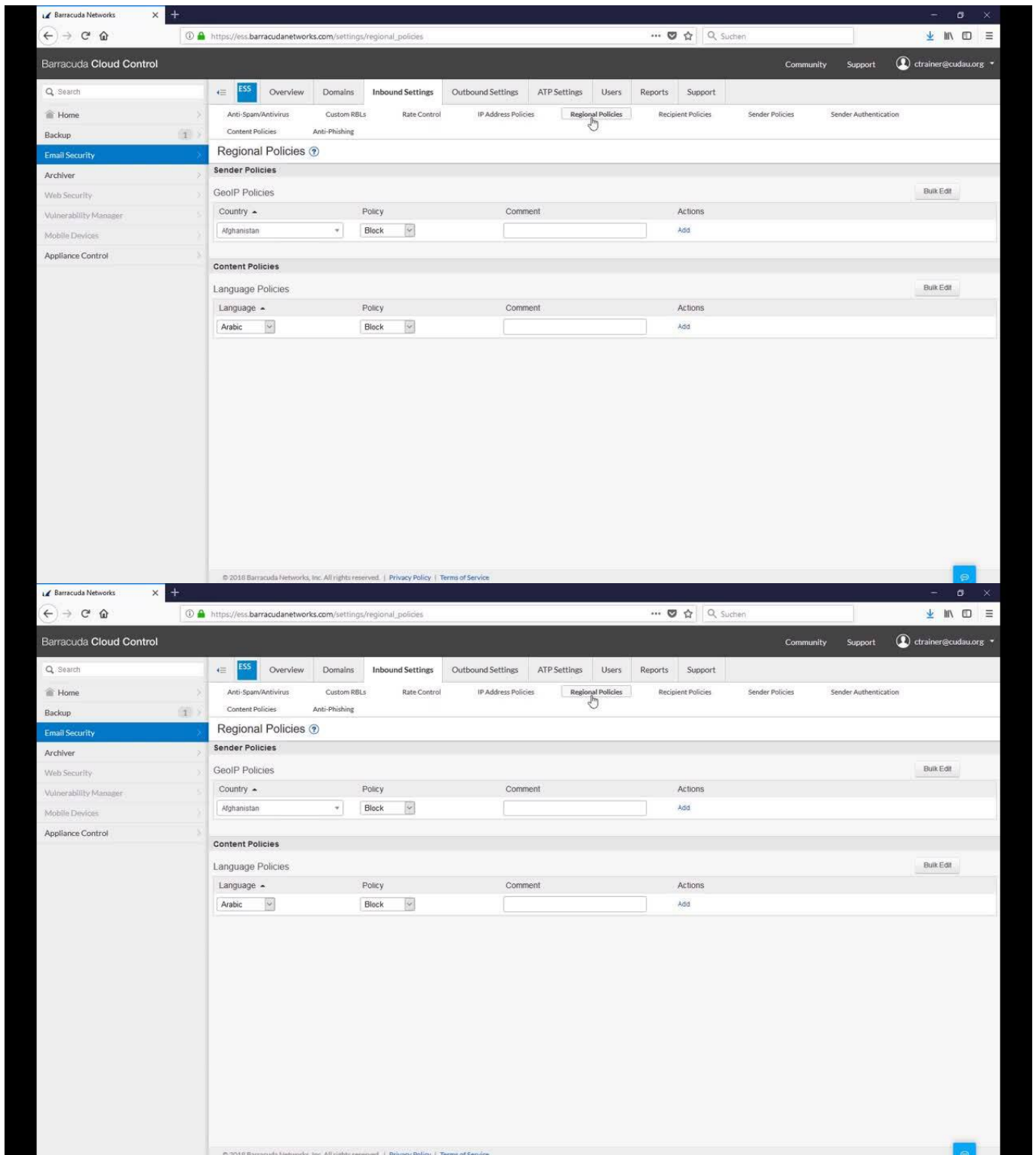


Videolink:

<https://campus.barracuda.com/>

Inbound Mail Scanning

Watch this video for an overview of configuring inbound email:



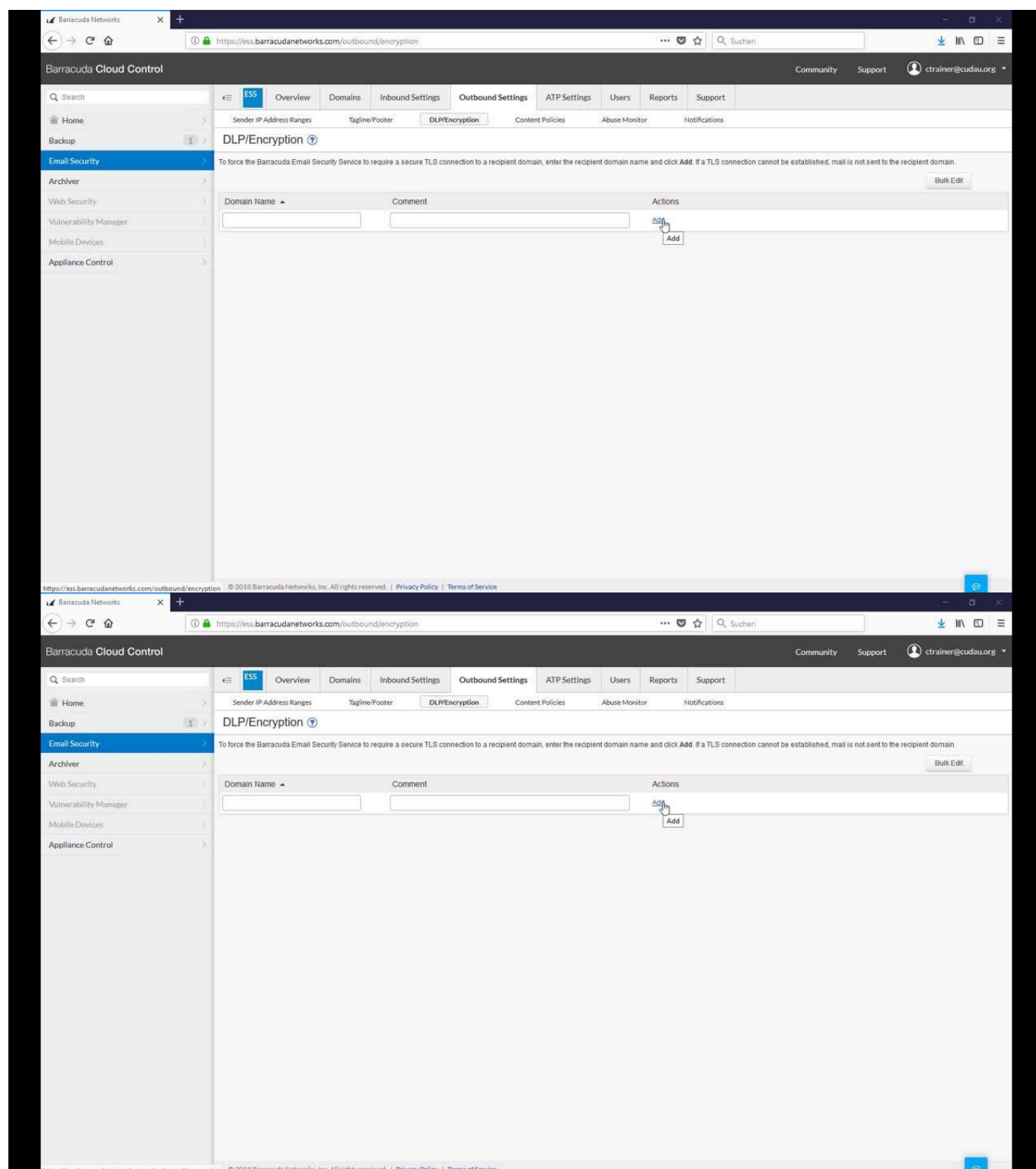
The screenshot displays the Barracuda Cloud Control web interface. The top navigation bar includes tabs for Overview, Domains, Inbound Settings, Outbound Settings, ATP Settings, Users, Reports, and Support. The left sidebar lists various security features like Email Security, Archiver, Web Security, and Vulnerability Manager. The main content area is titled 'Regional Policies' and contains two sections: 'Sender Policies' and 'Content Policies'. Under 'Sender Policies', there is a table for 'GeoIP Policies' with columns for Country, Policy, Comment, and Actions. A row is visible for 'Afghanistan' with a 'Block' policy. Under 'Content Policies', there is a table for 'Language Policies' with columns for Language, Policy, Comment, and Actions. A row is visible for 'Arabic' with a 'Block' policy. Both tables have a 'Bulk Edit' button. The footer of the interface shows the copyright notice: '© 2018 Barracuda Networks, Inc. All rights reserved. | Privacy Policy | Terms of Service'.

Videolink:

<https://campus.barracuda.com/>

Outbound Mail Scanning

Watch this video for an overview of configuring outbound email:

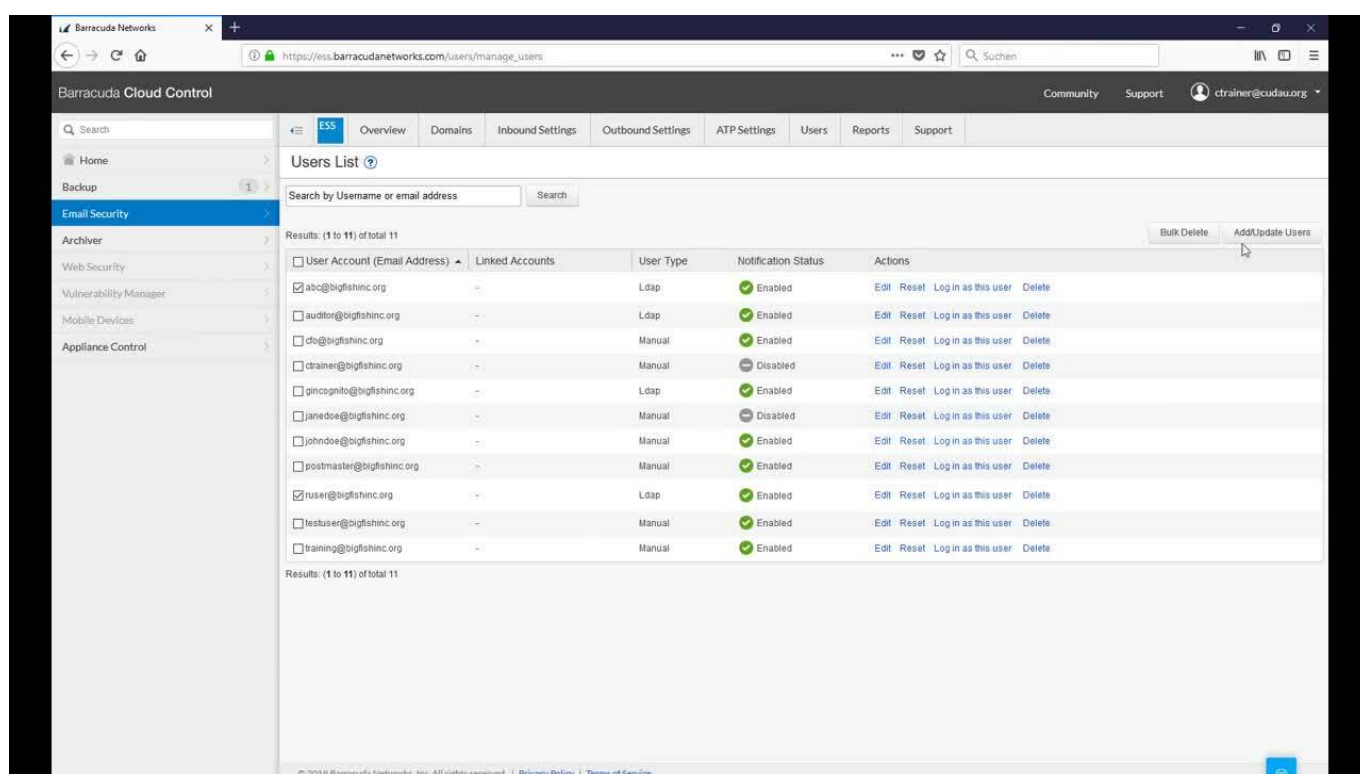


Videolink:

<https://campus.barracuda.com/>

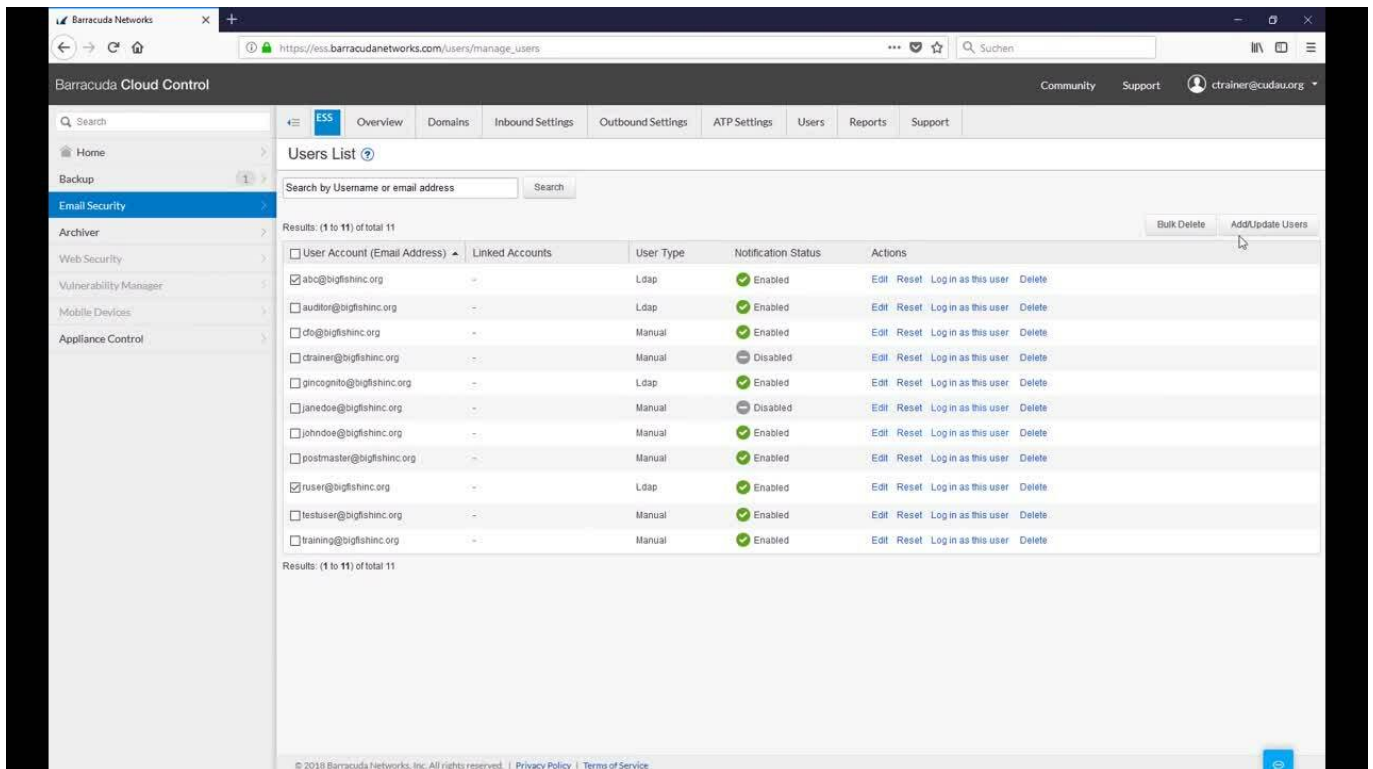
Administration

Watch this video for a look at managing the Barracuda Email Security Service:



The screenshot shows the Barracuda Cloud Control interface for managing users. The left sidebar contains navigation links: Home, Backup, Email Security (selected), Archiver, Web Security, Vulnerability Manager, Mobile Devices, and Appliance Control. The main content area is titled 'Users List' and shows a table of 11 users. The table columns are: User Account (Email Address), Linked Accounts, User Type, Notification Status, and Actions. The users listed are: abc@bigfishinc.org (Ldap, Enabled), auditor@bigfishinc.org (Ldap, Enabled), dr@bigfishinc.org (Manual, Enabled), drainer@bigfishinc.org (Manual, Disabled), gincognito@bigfishinc.org (Ldap, Enabled), janedoe@bigfishinc.org (Manual, Disabled), johndoe@bigfishinc.org (Manual, Enabled), postmaster@bigfishinc.org (Manual, Enabled), ruser@bigfishinc.org (Ldap, Enabled), testuser@bigfishinc.org (Manual, Enabled), and training@bigfishinc.org (Manual, Enabled). The bottom of the page shows the copyright notice: © 2018 Barracuda Networks, Inc. All rights reserved. | Privacy Policy | Terms of Service.

User Account (Email Address)	Linked Accounts	User Type	Notification Status	Actions
<input checked="" type="checkbox"/> abc@bigfishinc.org	-	Ldap	Enabled	Edit Reset Log in as this user Delete
<input type="checkbox"/> auditor@bigfishinc.org	-	Ldap	Enabled	Edit Reset Log in as this user Delete
<input type="checkbox"/> dr@bigfishinc.org	-	Manual	Enabled	Edit Reset Log in as this user Delete
<input type="checkbox"/> drainer@bigfishinc.org	-	Manual	Disabled	Edit Reset Log in as this user Delete
<input type="checkbox"/> gincognito@bigfishinc.org	-	Ldap	Enabled	Edit Reset Log in as this user Delete
<input type="checkbox"/> janedoe@bigfishinc.org	-	Manual	Disabled	Edit Reset Log in as this user Delete
<input type="checkbox"/> johndoe@bigfishinc.org	-	Manual	Enabled	Edit Reset Log in as this user Delete
<input type="checkbox"/> postmaster@bigfishinc.org	-	Manual	Enabled	Edit Reset Log in as this user Delete
<input checked="" type="checkbox"/> ruser@bigfishinc.org	-	Ldap	Enabled	Edit Reset Log in as this user Delete
<input type="checkbox"/> testuser@bigfishinc.org	-	Manual	Enabled	Edit Reset Log in as this user Delete
<input type="checkbox"/> training@bigfishinc.org	-	Manual	Enabled	Edit Reset Log in as this user Delete



The screenshot shows the Barracuda Cloud Control interface. The left sidebar contains navigation links: Home, Backup, Email Security (selected), Archiver, Web Security, Vulnerability Manager, Mobile Devices, and Appliance Control. The main content area is titled 'Users List' and shows a table of 11 users. The table has columns for 'User Account (Email Address)', 'Linked Accounts', 'User Type', 'Notification Status', and 'Actions'. The 'Actions' column contains links for 'Edit', 'Reset', 'Log in as this user', and 'Delete'. The 'Notification Status' column shows green checkmarks for 'Enabled' and a grey circle with a slash for 'Disabled'. The 'User Type' column shows 'Ldap' and 'Manual'. The 'Linked Accounts' column shows a dropdown menu with a minus sign. The 'User Account (Email Address)' column shows email addresses like 'abc@bigfishinc.org', 'auditor@bigfishinc.org', 'do@bigfishinc.org', 'drainer@bigfishinc.org', 'gincognito@bigfishinc.org', 'janedoe@bigfishinc.org', 'john DOE@bigfishinc.org', 'postmaster@bigfishinc.org', 'user@bigfishinc.org', 'testuser@bigfishinc.org', and 'waining@bigfishinc.org'. The 'Results: (1 to 11) of total 11' text is displayed above the table. The 'Bulk Delete' and 'Add/Update Users' buttons are located at the top right of the table. The footer of the page shows the copyright notice: '© 2019 Barracuda Networks, Inc. All rights reserved. | Privacy Policy | Terms of Service'.

User Account (Email Address)	Linked Accounts	User Type	Notification Status	Actions
<input checked="" type="checkbox"/> abc@bigfishinc.org	-	Ldap	Enabled	Edit Reset Log in as this user Delete
<input checked="" type="checkbox"/> auditor@bigfishinc.org	-	Ldap	Enabled	Edit Reset Log in as this user Delete
<input checked="" type="checkbox"/> do@bigfishinc.org	-	Manual	Enabled	Edit Reset Log in as this user Delete
<input checked="" type="checkbox"/> drainer@bigfishinc.org	-	Manual	Disabled	Edit Reset Log in as this user Delete
<input checked="" type="checkbox"/> gincognito@bigfishinc.org	-	Ldap	Enabled	Edit Reset Log in as this user Delete
<input checked="" type="checkbox"/> janedoe@bigfishinc.org	-	Manual	Disabled	Edit Reset Log in as this user Delete
<input checked="" type="checkbox"/> john DOE@bigfishinc.org	-	Manual	Enabled	Edit Reset Log in as this user Delete
<input checked="" type="checkbox"/> postmaster@bigfishinc.org	-	Manual	Enabled	Edit Reset Log in as this user Delete
<input checked="" type="checkbox"/> user@bigfishinc.org	-	Ldap	Enabled	Edit Reset Log in as this user Delete
<input checked="" type="checkbox"/> testuser@bigfishinc.org	-	Manual	Enabled	Edit Reset Log in as this user Delete
<input checked="" type="checkbox"/> waining@bigfishinc.org	-	Manual	Enabled	Edit Reset Log in as this user Delete

Videolink:

<https://campus.barracuda.com/>

Figures

© Barracuda Networks Inc., 2024 The information contained within this document is confidential and proprietary to Barracuda Networks Inc. No portion of this document may be copied, distributed, publicized or used for other than internal documentary purposes without the written consent of an official representative of Barracuda Networks Inc. All specifications are subject to change without notice. Barracuda Networks Inc. assumes no responsibility for any inaccuracies in this document. Barracuda Networks Inc. reserves the right to change, modify, transfer, or otherwise revise this publication without notice.