

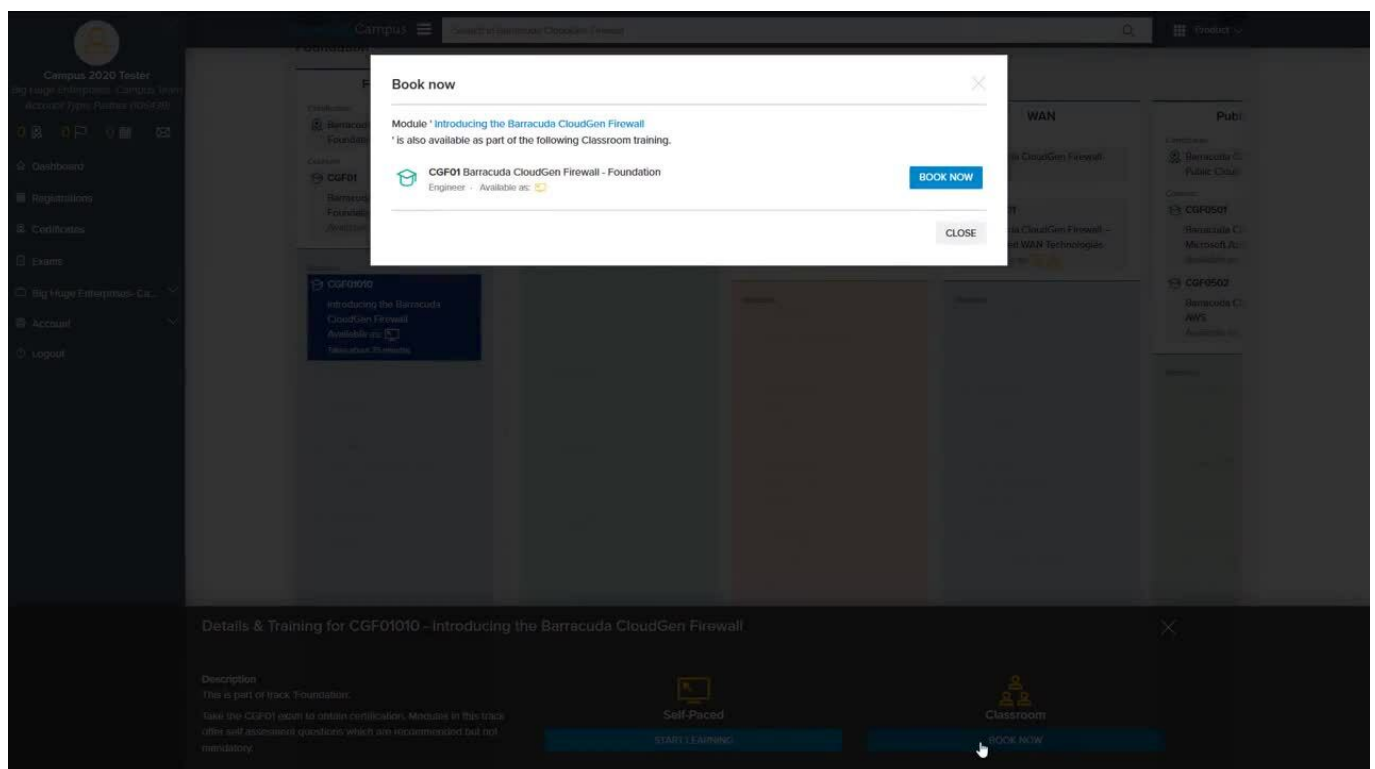
Trainings

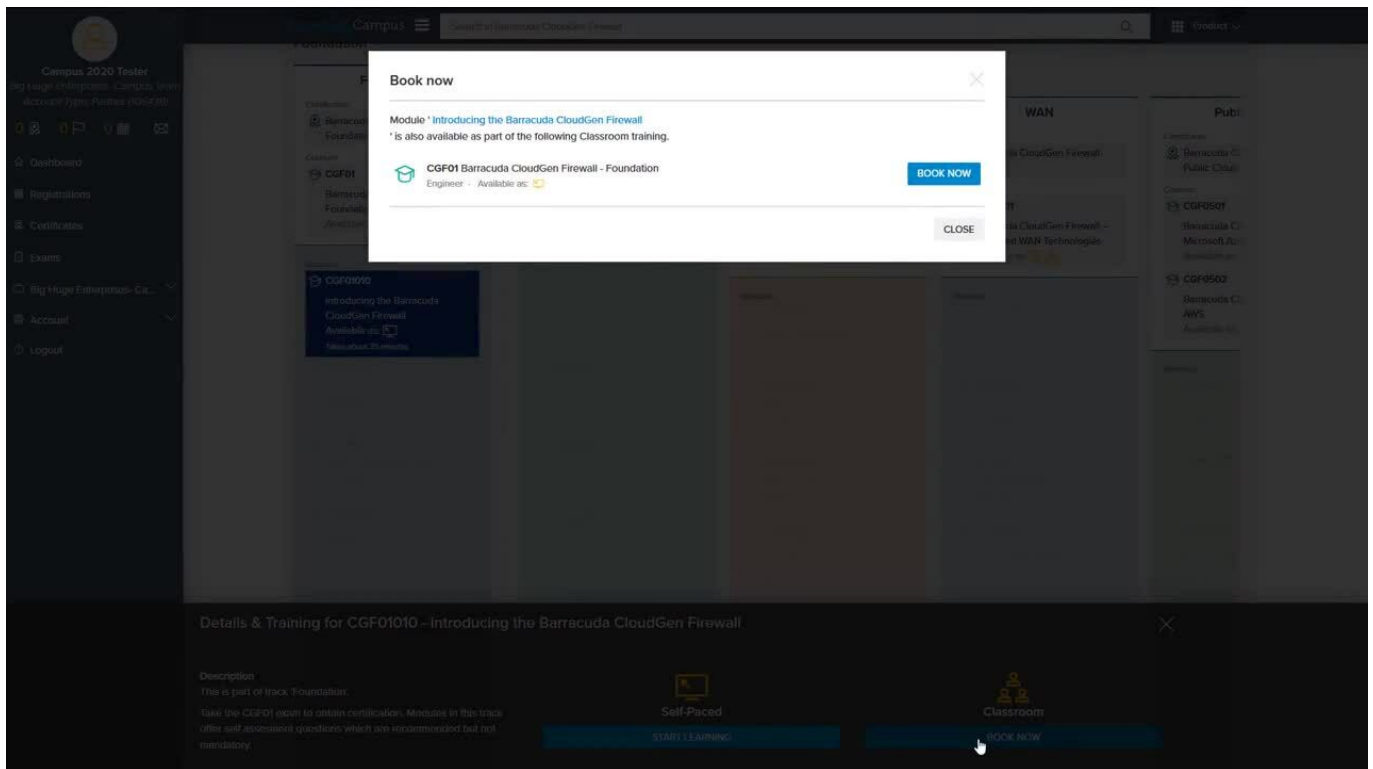
<https://campus.barracuda.com/doc/51188950/>

Training - Video Tutorial

This video covers the following topics:

- From Dashboard to Training
- The Training view
- Searching for specific training videos
- Learning options
 - Self-Paced
 - Classroom
 - Distance Learning





Videolink:

<https://campus.barracuda.com/>




Where do I find self-paced online or classroom trainings?

Self-paced online learning trainings are provided for many Barracuda Networks products. You will find a list of all trainings on the [Trainings page](#).

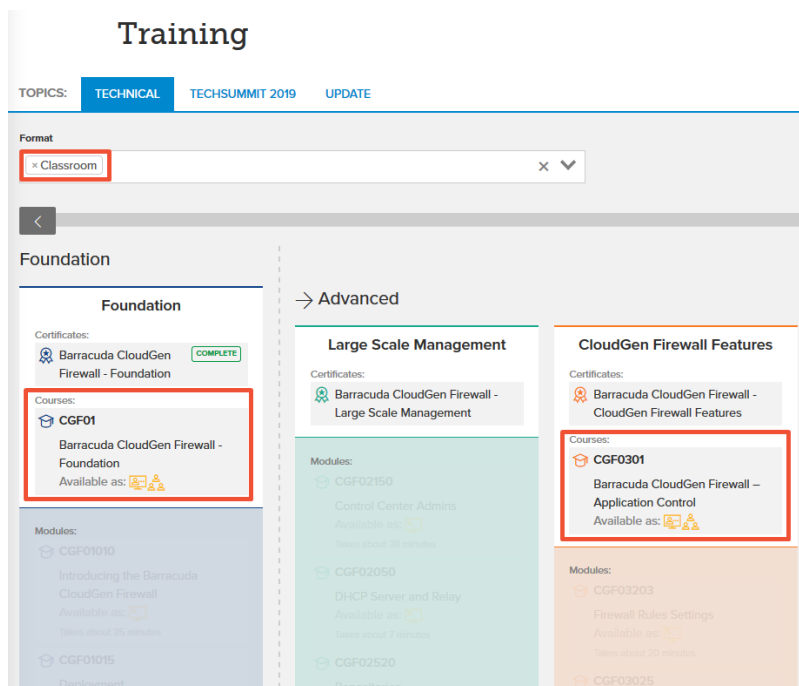
The training description always indicates in what format(s) the course is available.



Legend:

Icon	Course Format
	Classroom
	Distance Learning
	Self-Paced

On a training overview page (for example, <https://campus.barracuda.com/product/cloudgenfirewall/learn/>), select the desired course format from the **Format** drop-down list. This highlights all trainings available in the selected format. Trainings in other formats will be grayed out.



The screenshot shows the 'Training' page with tabs for 'TOPICS', 'TECHNICAL', 'TECHSUMMIT 2019', and 'UPDATE'. The 'Format' dropdown is set to 'Classroom'. The 'Foundation' section is active, showing a list of courses. The 'CGF01' course, 'Barracuda CloudGen Firewall - Foundation', is highlighted with a red box. It is available as a Classroom course. The 'Advanced' section is also visible, showing 'Large Scale Management' and 'CloudGen Firewall Features' sections, each with their own list of courses and modules.

Are there prerequisites for the trainings?

Some trainings require you to complete additional certification or take additional exams. Prerequisites (if any) are listed on each course page. Simply search for a course or use the [Trainings page](#) to find the course you're interested in. On the course page you'll find detailed information about the course as well as its prerequisites.

Prerequisites for CGF03203

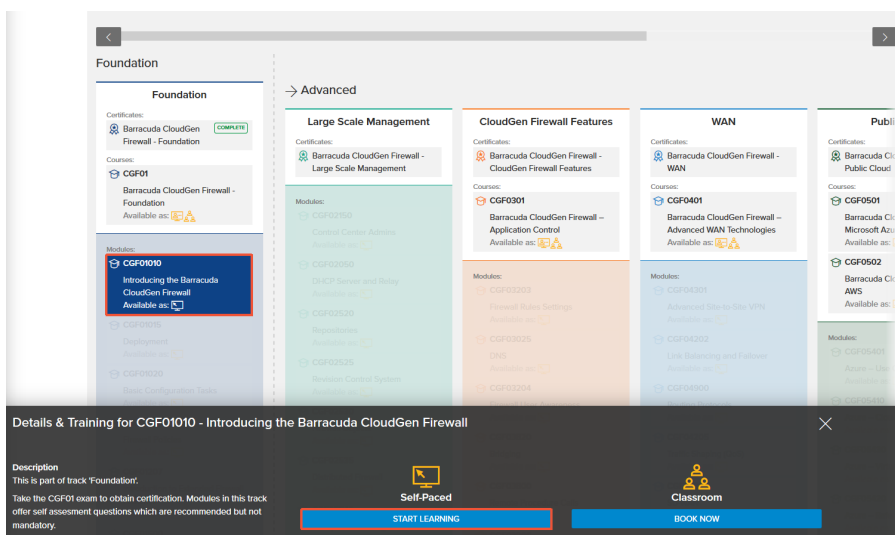
The following courses must be completed in order to attend classes or to take exams of this course.



CGF01 Barracuda CloudGen Firewall - Foundation
24 months

How do I get to the course content page to see videos?

1. Select the module you wish to see the content for. The course details window appears.
2. Click "Start Learning" under "Self-Paced".



The screenshot displays the Barracuda training portal interface. On the left, a sidebar shows the 'Foundation' track with a list of modules. The module 'CGF01010 - Introducing the Barracuda CloudGen Firewall' is selected and highlighted with a red box. The main content area shows the details for this module, including a description, a list of modules, and two tabs: 'Self-Paced' and 'Classroom'. The 'Self-Paced' tab is active, and the 'START LEARNING' button is highlighted with a red box. The 'Classroom' tab has a 'BOOK NOW' button.

Can I see my training progress?

Yes, modules will be marked as "Complete" as soon as you have successfully completed the assessment test or exam.



How do I register for a course?

Trainings are conducted by Barracuda Networks and its Authorized Training Centers (ATCs). To register for a course, open the course page of the course you want to register for. Note that course registration requirements may differ for individual training center locations. Registration for trainings held at Barracuda Networks Training Centers is acknowledged upon receipt of the online request. When applying for trainings conducted by ATCs, you will be directed to the respective website.

[CANCEL](#)[CONTINUE TO THE WEBSITE OF OUR PARTNER](#)

How do I cancel my registration?

Paid course registrations conducted and hosted by Barracuda Networks cannot be cancelled. For details see the "*Cancellation Policy*" section stated in your confirmation email. If you have any questions, please [contact us](#).

Classroom and Distance Learning registrations conducted and hosted by an Authorized Training Center (ATC) can be cancelled only by contacting the responsible training partner. The cancellation policy of the training partner applies.

Where do I find training materials for my course?

Most training materials are available to all registered users of Barracuda Campus, Barracuda Cloud Control, and the Barracuda Partner Portal.

To find training materials for your course:


1. Log into Barracuda Campus.
2. Search for your course, or browse the [Trainings page](#) to navigate to your course.
3. In the right menu under "For this Course", select "Training Materials".




4. Click on a listed file (PDF, Video). Your download should begin automatically.

Training Materials for CGF01010

Recommended and complementary training materials for this course.

 CGF01 - Slide Decks - 8.0
File - 2.29 MB

 CGF01 - Student Guide - 8.0
File - 196.43 KB

Training materials for my training are not listed.

In exceptional cases, training materials are restricted to attendees of a course.

To request copies of course materials for trainings that you have attended, please contact us at campus@barracuda.com or visit <https://campus.barracuda.com/contact/>.

Figures

3. Available.png
4. Classroom.PNG
5. Distance Learning.PNG
6. Self-Paced.PNG
7. Select Format
8. Prerequisites
9. Start Learning.png
10. Completed.png
11. Register.PNG
12. Learning Material.png
13. Learning Material2.PNG

© Barracuda Networks Inc., 2024 The information contained within this document is confidential and proprietary to Barracuda Networks Inc. No portion of this document may be copied, distributed, publicized or used for other than internal documentary purposes without the written consent of an official representative of Barracuda Networks Inc. All specifications are subject to change without notice. Barracuda Networks Inc. assumes no responsibility for any inaccuracies in this document. Barracuda Networks Inc. reserves the right to change, modify, transfer, or otherwise revise this publication without notice.