
Certificates

<https://campus.barracuda.com/doc/51188956/>

How to Get Certified - Video -Tutorial

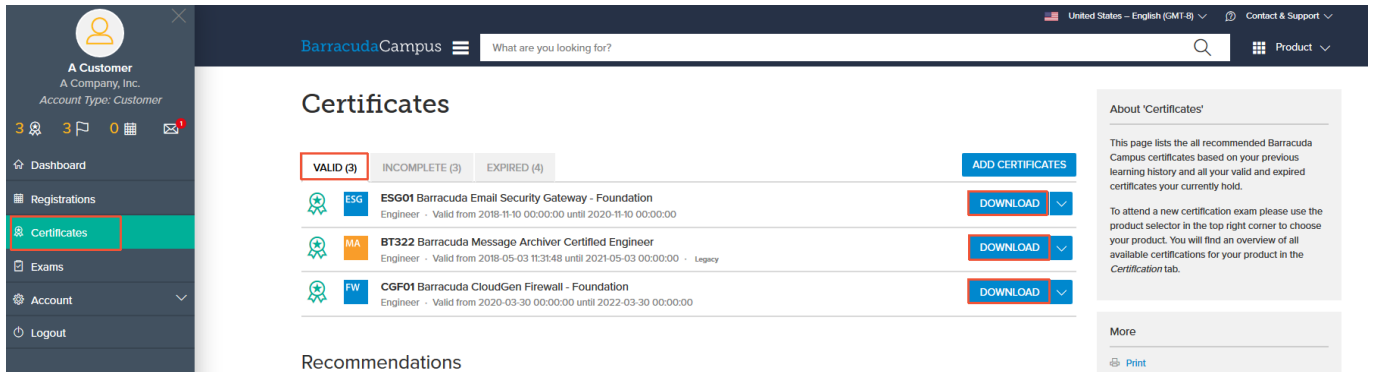
This video covers the following topics:

- Search for a specific certification
- Find videos and training material to get prepared
- Handling video modules
- Downloading and using training material
- Finding documentation
- Take the exam
- Verify exams taken and your scores
- What certificates do I own?



Where do I find my certificates?

After attending a course and passing the corresponding exam, your certification will become available on your "Certificates" page.



All certificates can be downloaded as PDF for future reference.

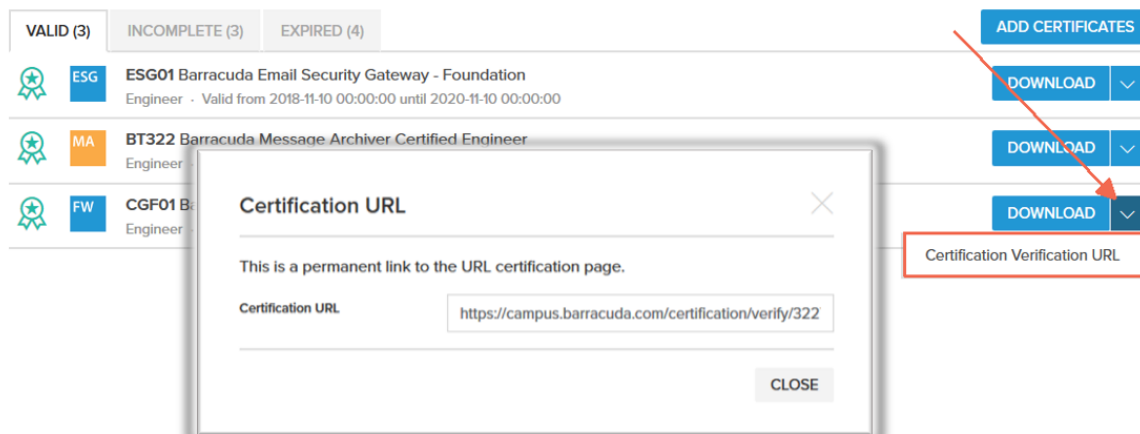
Verification of Certification

To provide a confirmation of someone's valid certification, you can send a verification link to your customers, partners, or employers. To do so, copy the Certification Verification URL of the certificate and send it via email.

To get the URL:

1. Locate the certificate on the "Certificates" page.
2. Click the down arrow next to "Download" to expand the selection menu.
3. Select "Certification Verification URL".

Certificates



By copying the URL and sending it via email, Barracuda Campus confirms the validity of your certificate.

Barracuda Campus Verified Certification



CGF01

Barracuda CloudGen Firewall - Foundation

Barracuda CloudGen Firewall

A Customer obtained this certificate on 2020-03-30 00:00:00.

Follow this link for more details on this certification: [Barracuda CloudGen Firewall - Foundation](#)

Certification



(CGF01)

Certified by Barracuda Campus.

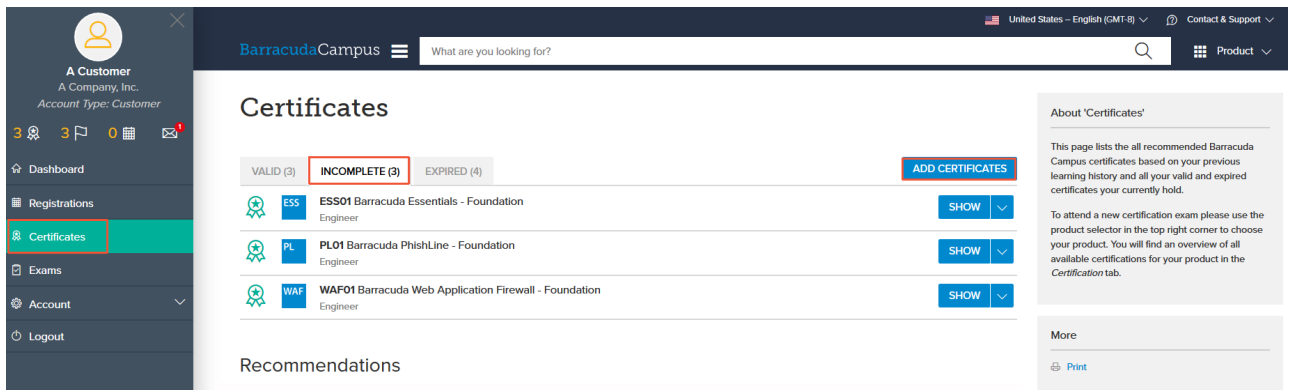
This certification is valid from 2020-03-30 00:00:00 until 2022-03-30 00:00:00 (24 months left).

Incomplete Certifications - Goals

On Barracuda Campus, you can set certifications as goals to be attained. Selected certificates will be displayed under "Certificates" > "Incomplete". Goals can be defined either under "Certificates" or on the certificate page itself.

To set a certificate as a goal on the "Certificates" page:

1. Go to "Certificates".
2. Click "ADD Certificates".
3. Select the required certificate and add it to your goals.



The screenshot shows the Barracuda Campus interface. On the left, a sidebar menu has 'Certificates' highlighted in red. The main content area is titled 'Certificates' and has tabs for 'VALID (3)', 'INCOMPLETE (3)', and 'EXPIRED (4)'. The 'INCOMPLETE (3)' tab is selected and highlighted in red. Below the tabs, there is a table of certificates:

Icon	Code	Name	Level	Action
	ESS01	Barracuda Essentials - Foundation	Engineer	SHOW
	PL01	Barracuda PhishLine - Foundation	Engineer	SHOW
	WAF01	Barracuda Web Application Firewall - Foundation	Engineer	SHOW

On the right side of the page, there is an 'About Certificates' section and a 'More' section with a 'Print' link. The 'ADD CERTIFICATES' button is located at the top right of the certificate list.

To set a certificate as a goal on a certificate page:

- Go to the certificate page.
- Expand the "More" column on the right of the page.
- Select "Add to my goals".

Barracuda Backup

- Overview
- Documentation
- Training
- Certification**
- Materials

[← Back to Barracuda Backup Certificates](#)

Barracuda Backup - Foundation



Certificate Number: BU01 · Role: Engineer · Validity: 24 months

Description

The exam for this certificate covers all topics for the Barracuda Backup - Foundation course. To view all required self-paced learning modules, please go to <https://campus.barracuda.com/product/backup/learn/>


Courses

Barracuda Campus offers the below courses to prepare for the required examination.

 BU01 Barracuda Backup - Foundation Engineer · Available as: 	START TRAINING
---	--------------------------------

Tasks

For this certification, you have to complete the following courses and exams.

 BU01-03 Barracuda Backup - Foundation Engineer · Exam	START EXAM
---	----------------------------

Certification

This certification is part of a modularized training.

Foundation

Certifications:

- BU01**
Barracuda Backup - Foundation

For This Certificate

- [Description](#)
- [Courses](#)
- [Tasks](#)
- [Related](#)

More

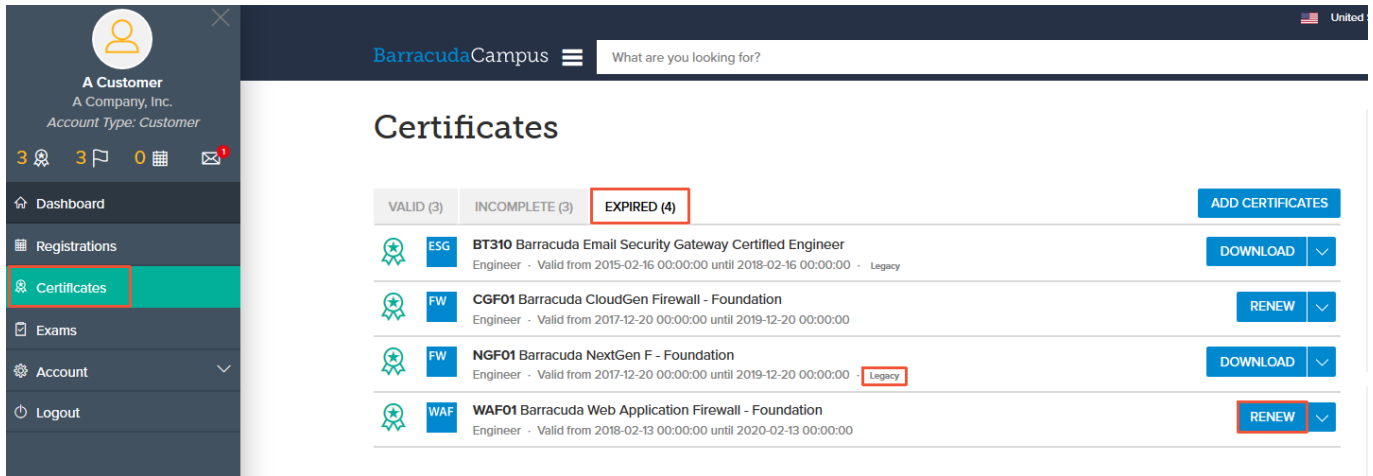
- [Add to my goals](#)
- [Print](#)
- [Share Page](#)
- [Remove From Favorites](#)

Exception for Partner accounts:

When logged in using a Partner account, the Manager has the authorization to assign individual goals to company employees.

How can I renew an expired certificate?

Extending an expired certificate is possible at any time, even prior to the date of expiration. To renew a certificate, go to "Certificates" and click the "Expired" tab. Select "Renew" next to the certificate you wish to extend.



Certificates

VALID (3) INCOMPLETE (3) **EXPIRED (4)** [ADD CERTIFICATES](#)

Icon	Type	Name	Validity	Label	Actions
	ESG	BT310 Barracuda Email Security Gateway Certified Engineer	Valid from 2015-02-16 00:00:00 until 2018-02-16 00:00:00	Legacy	DOWNLOAD
	FW	CGF01 Barracuda CloudGen Firewall - Foundation	Valid from 2017-12-20 00:00:00 until 2019-12-20 00:00:00		RENEW
	FW	NGF01 Barracuda NextGen F - Foundation	Valid from 2017-12-20 00:00:00 until 2019-12-20 00:00:00	Legacy	DOWNLOAD
	WAF	WAF01 Barracuda Web Application Firewall - Foundation	Valid from 2018-02-13 00:00:00 until 2020-02-13 00:00:00		RENEW

If an expired certificate is labeled with "Legacy" , click on the certificate name. You will be redirected to the replacement certificate.

Can I take my certificates with me when I change companies?

Certification on Barracuda Campus is exclusive to your account. After you have changed companies and email addresses, contact us at campus@barracuda.com to have your certificates transferred to your new account. In order to get your certificates transferred after a company change, you need to supply the following information to Barracuda Campus:

- Previous email address, used in the old company
- New email address
- Name and address of the new company

It is not possible to transfer to private email addresses, addresses from public providers (such as Gmail, Hotmail, or Yahoo), or shared bulk addresses like support@, IT@, etc.

Figures

1. Certificates
2. Certification Verification URL
3. Barracuda Campus Verified Certification
4. Add Goal
5. Certification - Add to my goals
6. Renew Cert.png

© Barracuda Networks Inc., 2020 The information contained within this document is confidential and proprietary to Barracuda Networks Inc. No portion of this document may be copied, distributed, publicized or used for other than internal documentary purposes without the written consent of an official representative of Barracuda Networks Inc. All specifications are subject to change without notice. Barracuda Networks Inc. assumes no responsibility for any inaccuracies in this document. Barracuda Networks Inc. reserves the right to change, modify, transfer, or otherwise revise this publication without notice.