

How to Install Updates via SSH

<https://campus.barracuda.com/doc/53248551/>

In some cases, especially models with slower hardware or flash-based storage, it is recommended to reduce the load during the update by initiating the update via command line.

Step 1. Download the Update from the Barracuda Download Portal

Go to the [Barracuda download portal](#) and download the update or hotfix.

For more information, see [How to Download Applications, Updates, and Hotfixes](#).

Step 2. Update via SSH


1. Verify that the **/phion0/packages/** directory does not contain any files such as an older minor release or a patch package. The directory should only contain the **kl**, **os**, **ph**, **sa**, and **tgz** subdirectories.
2. Copy the update package or patch into the **/phion0/packages/** directory on your firewall or Control Center. The package path and file name must not contain whitespace characters.
3. In the Barracuda NextGen Admin SSH client, you can also transfer the file onto the system by changing to the **/phion0/packages/** directory and clicking **Send File**.
4. Type **phionUpdate**.



Wait for the update to finish. Depending on your system hardware, the upgrade can take anywhere from 10 minutes (on a fast system) to 60 minutes (on a flash unit). The Barracuda NextGen Firewall F-Series will reboot after the upgrade process.

Do not interrupt the update. During this process, the system boots and disconnects several times. As soon as the system is successfully updated, the combined major, minor, and build number for the new version is displayed on the console. For example:

```
Barracuda NextGen Firewall release 7.0.0-644
```

You can also log back into the system using SSH or Barracuda NextGen Admin. On the **Dashboard** page, you can confirm the system version and status.

APPLIANCE 

Model	VM - Plattform: VMWare	
Hostname	HQ-NG1_DocHQ_1	
Serial Number	444444 - Pool:444444	
Uptime	1 Day and 05:04:57	
System Time	Wed Oct 1 13:43:14 2014 - Europe/Vienna	
Firmware Version	6.0.0-132	
CC Controlled	10.0.10.77	

Figures

1. Update01.png

© Barracuda Networks Inc., 2019 The information contained within this document is confidential and proprietary to Barracuda Networks Inc. No portion of this document may be copied, distributed, publicized or used for other than internal documentary purposes without the written consent of an official representative of Barracuda Networks Inc. All specifications are subject to change without notice. Barracuda Networks Inc. assumes no responsibility for any inaccuracies in this document. Barracuda Networks Inc. reserves the right to change, modify, transfer, or otherwise revise this publication without notice.