

How to Configure Key-Based SSH Authentication for the Root User

<https://campus.barracuda.com/doc/71862485/>

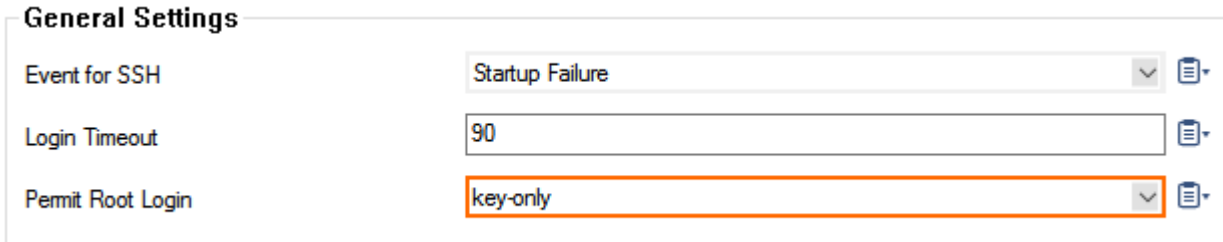
It is recommended to use key-based authentication for logging in via SSH with the root user, by configuring the authorized SSH keys in the Administrative Settings of the NextGen Firewall F. To generate SSH keys use puttygen on Windows, or ssh-keygen on Linux to create SSH keys. Only the public key is imported on the firewall. It is recommended to always use private keys with passphrases. The public key must be formatted in the OpenSSH format.

Before You Begin

Generate or locate the SSH key pair to be used to log into the NextGen Firewall via SSH.

Step 1. Limit SSH Root Access to Authenticate via SSH Key

1. Go to **CONFIGURATION > Configuration Tree > Box > Advanced Configuration > SSH**.
2. Click **Lock**.
3. In the left menu, select **Basic Setup**.
4. From the **Permit Root Login** drop-down list, select **key-only**.



General Settings

Event for SSH	Startup Failure	▼	📄
Login Timeout	90		📄
Permit Root Login	key-only	▼	📄




5. Click **Send Changes** and **Activate**.

Step 2. Add Public Key for the Root User

Add the public key to the authorized keys. This key is used to authenticate SSH logins for the root user.

1. Go to **CONFIGURATION > Configuration Tree > Box > Administrative Settings**.
2. Click **Lock**.
3. Expand the **Configuration Mode** menu on the left, and select **Switch to Advanced View**.
4. In the left menu, select **Advanced System Access**.
5. Paste the public key to the **Authorized Root Keys** table. Use a new line for each SSH key.

Advanced Access Settings

Authentication Mode	Password	
Root Public RSA Key	Ex/Import ▼ No key present	
Authorized Root Keys	ecdsa-sha2-nistp256 AAAAE2VjZHNhLXNoYTItbmlzdHAyNTYAAAAI	

6. Click **Send Changes** and **Activate**.

You can now log into the NextGen Firewall via SSH using key-based authentication. Logging in using a password is no longer possible.

Figures

1. root_ssh_key_01.png
2. root_ssh_key_02.png

© Barracuda Networks Inc., 2020 The information contained within this document is confidential and proprietary to Barracuda Networks Inc. No portion of this document may be copied, distributed, publicized or used for other than internal documentary purposes without the written consent of an official representative of Barracuda Networks Inc. All specifications are subject to change without notice. Barracuda Networks Inc. assumes no responsibility for any inaccuracies in this document. Barracuda Networks Inc. reserves the right to change, modify, transfer, or otherwise revise this publication without notice.