

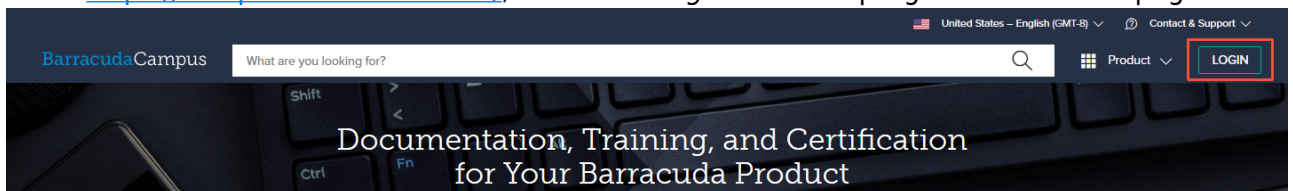
I am a Customer

<https://campus.barracuda.com/doc/73695405/>

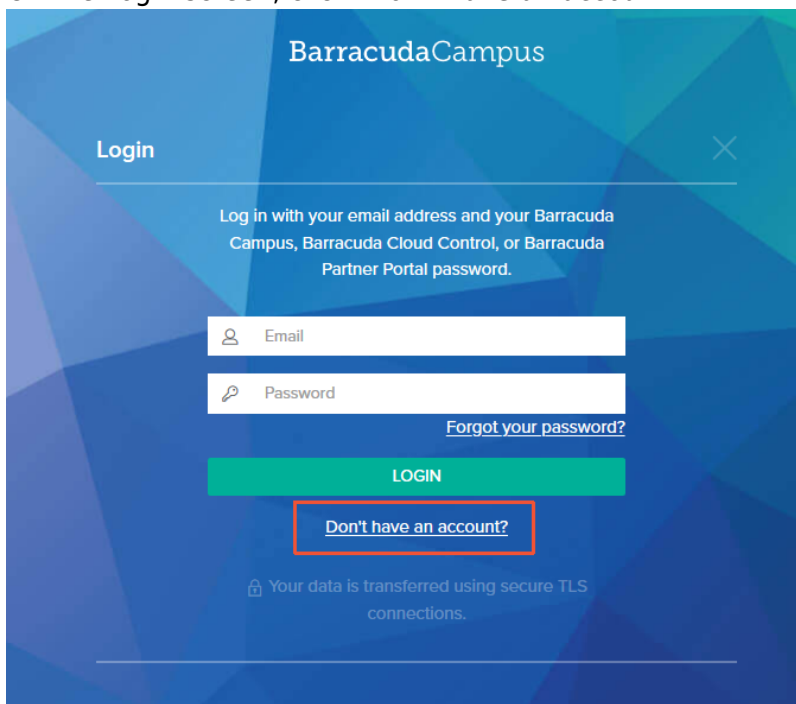
Barracuda Campus provides documentation, training materials, and useful downloads for all Barracuda Networks products. In order to benefit from Barracuda Campus training and certification as a customer, you need to have a Barracuda Campus account. To read articles, no login is required.

Sign up for a Barracuda Campus account

1. Go to <https://campus.barracuda.com/>, and click "Login" in the top-right corner of the page.



2. On the Login screen, click "Don't have an account?"



3. Complete the registration information. Barracuda Campus recognizes your information and knows if you are a Barracuda Partner.

Your email address must be personal and linked to your company. For example: JDoe@company.com. Not accepted: private email addresses, addresses from public providers (such as Gmail, Hotmail, or Yahoo), and shared bulk addresses like support@, IT@, etc.

Sign up for a New Account

Account Registration

First Name *

 ✓

Last Name *

 ✓

Email *

 ✓

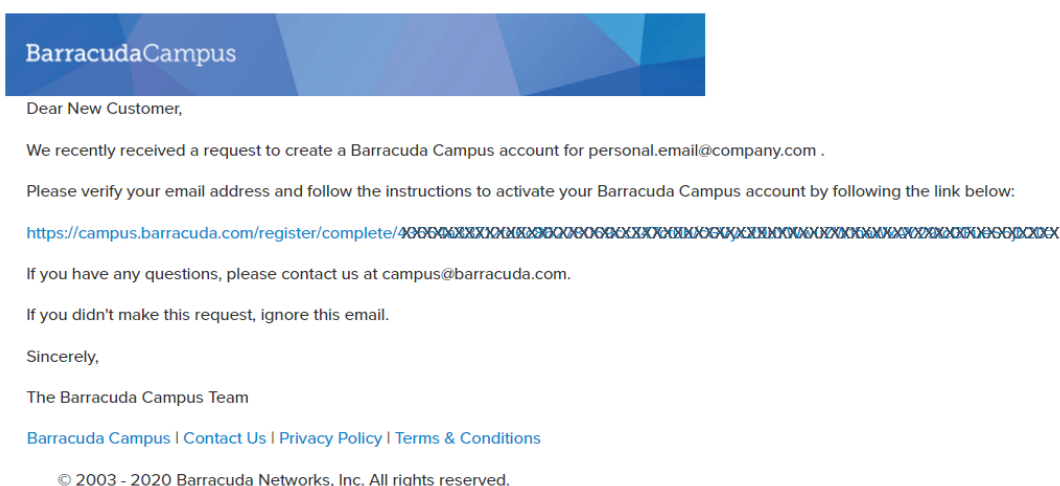
*fields are mandatory

By clicking 'Submit Registration' you agree to our [Terms & Conditions](#) and that you have read our [Privacy Policy](#), including our use of Cookies.

SUBMIT REGISTRATION

🔒 Your data is transferred using secure TLS connections.

4. Click "*Submit Registration*".
5. Check your inbox for an email that gives you instructions on what to do next, based on your role (Customer or Partner).



6. Click the link and complete the registration information.

Sign up for a New Account

Complete Registration

Name

New Customer

Email

personalemail@company.com

Company *

A Company, Inc ✓

Country *

United States ▼

Password * ?

.....

Password Strength: **Very strong**

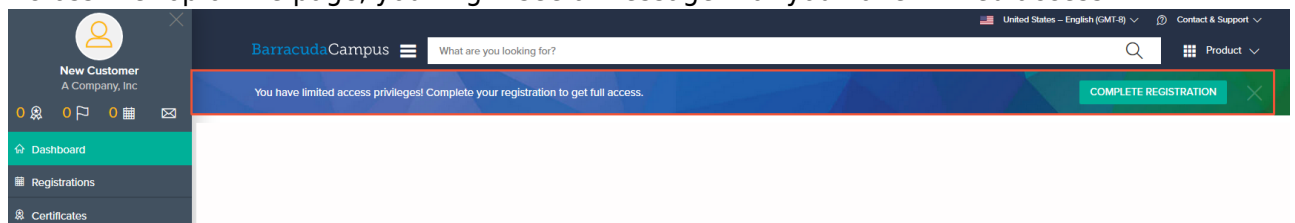
Repeat password *

..... ✓

* fields are mandatory

CONFIRM AND LOGIN

7. Click "Confirm and Login". You are logged into Barracuda Campus. Across the top of the page, you might see a message that you have limited access.



8. Click "Complete Registration" and complete the requested Product and Contact Information:
1. Select the *Product*.
 2. For *Last digits of your serial number*, enter numbers only. The serial number is also stated on your invoice, your appliance, or on the product admin interface.

Complete Your Registration

Product Information > Contact Information > Summary

Which Barracuda product do you use?

* fields are mandatory


Product *

Barracuda CloudGen Firewall ▼

Last digits of your serial number *

BAR-XX- 123456 ✓ ?

PREVIOUS **NEXT**

 Your data is transferred using secure TLS connections.

9. Complete your registration.

Log into Barracuda Campus

For information on how to log in, see [How to Log into Barracuda Campus](#).

Figures

1. Campus 1.png
2. Campus 2.png
3. Campus 3.png
4. Campus 4.png
5. Campus 5.png
6. Campus 6.png
7. Campus 7.png

© Barracuda Networks Inc., 2024 The information contained within this document is confidential and proprietary to Barracuda Networks Inc. No portion of this document may be copied, distributed, publicized or used for other than internal documentary purposes without the written consent of an official representative of Barracuda Networks Inc. All specifications are subject to change without notice. Barracuda Networks Inc. assumes no responsibility for any inaccuracies in this document. Barracuda Networks Inc. reserves the right to change, modify, transfer, or otherwise revise this publication without notice.