

Search

<https://campus.barracuda.com/doc/73695532/>

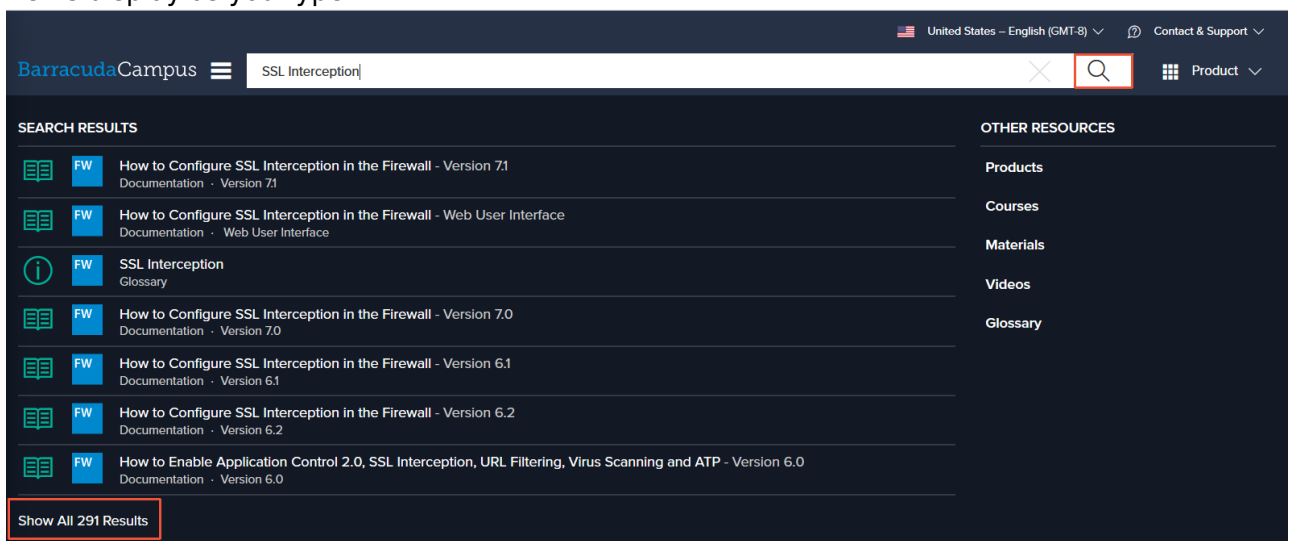
How do I search Barracuda Campus?

Search results apply to articles in the documentation and training section, but also to other content such as PDFs. Note that the search field searches based on where you are within Barracuda Campus:

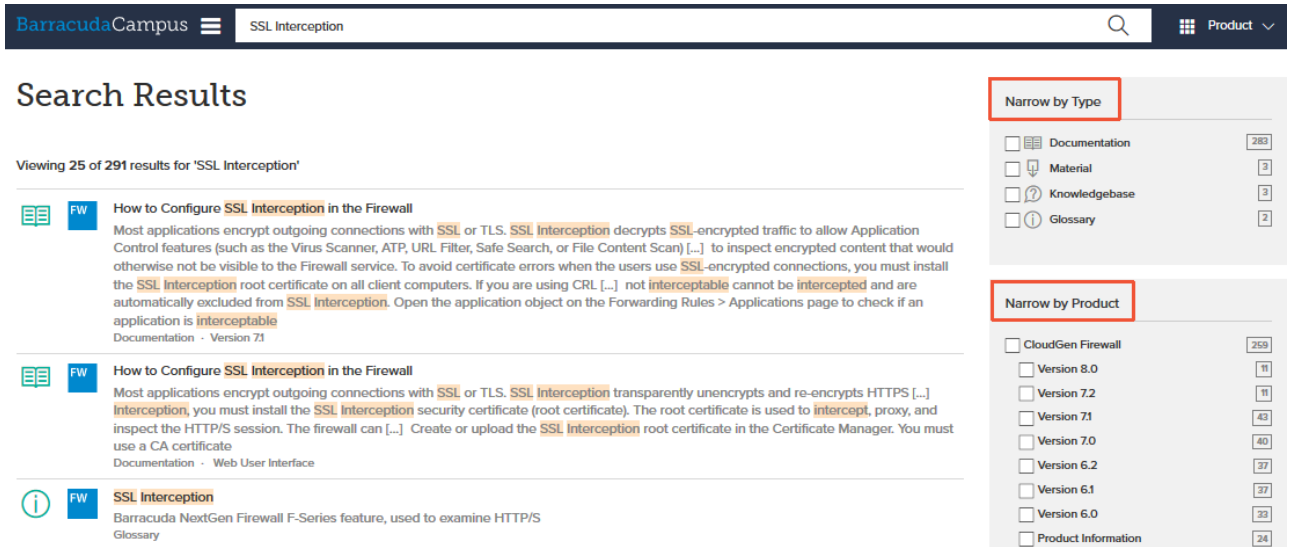
- If you are on the Dashboard or Overview page, search is done throughout the entire Campus site.
- If you are in a product space, search is done within that product space.

Search from the Dashboard or Overview

1. From the 'Dashboard' or 'Overview' page, begin typing a term in the search field. Matching items display as you type.



2. Click on a result in the 'Search Results' list to open it. Alternatively, press 'Enter', click the magnifying glass icon or the 'Show All <number> Results' link at the bottom of the list to return all matching search results including courses, documentation, and materials:



BarracudaCampus

Search Results

Viewing 25 of 291 results for 'SSL Interception'

FW **How to Configure SSL Interception in the Firewall**
 Most applications encrypt outgoing connections with SSL or TLS. SSL Interception decrypts SSL-encrypted traffic to allow Application Control features (such as the Virus Scanner, ATP, URL Filter, Safe Search, or File Content Scan [...]) to inspect encrypted content that would otherwise not be visible to the Firewall service. To avoid certificate errors when the users use SSL-encrypted connections, you must install the SSL Interception root certificate on all client computers. If you are using CRL [...] not interceptable cannot be intercepted and are automatically excluded from SSL Interception. Open the application object on the Forwarding Rules > Applications page to check if an application is interceptable
 Documentation · Version 71

FW **How to Configure SSL Interception in the Firewall**
 Most applications encrypt outgoing connections with SSL or TLS. SSL Interception transparently unencrypts and re-encrypts HTTPS [...] Interception, you must install the SSL Interception security certificate (root certificate). The root certificate is used to intercept, proxy, and inspect the HTTP/S session. The firewall can [...] Create or upload the SSL Interception root certificate in the Certificate Manager. You must use a CA certificate
 Documentation · Web User Interface

FW **SSL Interception**
 Barracuda NextGen Firewall F-Series feature, used to examine HTTP/S
 Glossary

Narrow by Type

- Documentation 288
- Material 2
- Knowledgebase 3
- Glossary 2

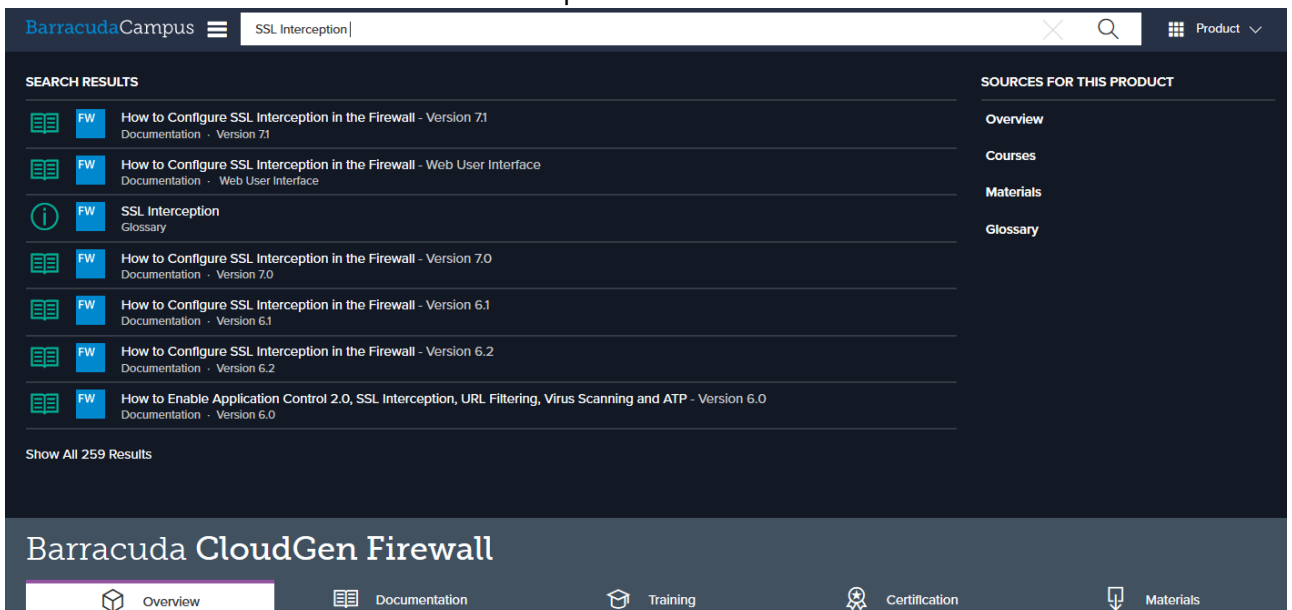
Narrow by Product

- CloudGen Firewall 259
- Version 8.0 11
- Version 7.2 11
- Version 71 43
- Version 7.0 40
- Version 6.2 37
- Version 6.1 37
- Version 6.0 32
- Product Information 24

3. Use the filtering options in the right navigation pane to narrow down the search by type or product.
4. Click on the article you want to view.

Search from within a product space

1. From a page within a product space (for example, within the Barracuda Web Application Firewall space) begin typing a term in the search field. Matching items display as you type. Notice all of the search results are within the selected product.



BarracudaCampus

SEARCH RESULTS

- FW** **How to Configure SSL Interception in the Firewall - Version 71**
 Documentation · Version 71
- FW** **How to Configure SSL Interception in the Firewall - Web User Interface**
 Documentation · Web User Interface
- FW** **SSL Interception**
 Glossary
- FW** **How to Configure SSL Interception in the Firewall - Version 7.0**
 Documentation · Version 7.0
- FW** **How to Configure SSL Interception in the Firewall - Version 6.1**
 Documentation · Version 6.1
- FW** **How to Configure SSL Interception in the Firewall - Version 6.2**
 Documentation · Version 6.2
- FW** **How to Enable Application Control 2.0, SSL Interception, URL Filtering, Virus Scanning and ATP - Version 6.0**
 Documentation · Version 6.0

Show All 259 Results

SOURCES FOR THIS PRODUCT

- Overview
- Courses
- Materials
- Glossary

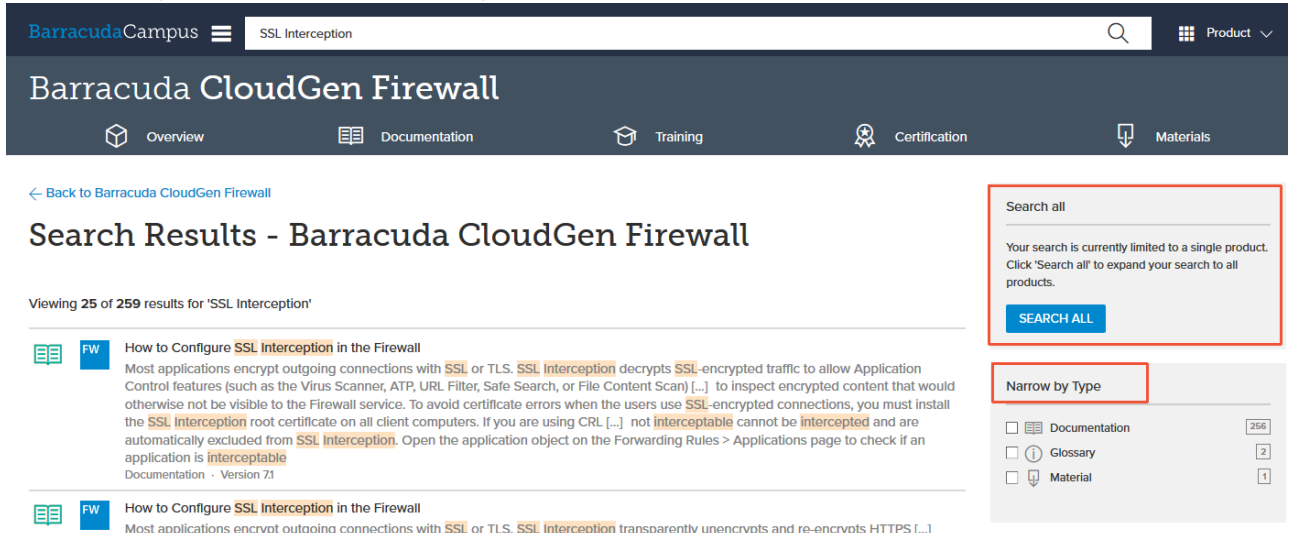
Barracuda CloudGen Firewall

About Barracuda CloudGen Firewall

For This Product

2. Click on a result in the 'Search Results' list to open it. Alternatively, press 'Enter', click the

magnifying glass icon or the 'Show All <number> Results' link at the bottom of the list to return all matching search results including courses, documentation, and materials:



The screenshot shows the Barracuda Campus search interface. At the top, there is a search bar containing 'SSL Interception' and a 'Product' dropdown menu. Below the search bar is a navigation menu with links for Overview, Documentation, Training, Certification, and Materials. The main heading is 'Search Results - Barracuda CloudGen Firewall'. A message indicates 'Viewing 25 of 259 results for 'SSL Interception''. The search results list two items, both titled 'How to Configure SSL Interception in the Firewall'. The first result is a documentation page (Version 71) with a detailed description of SSL interception. The second result is a glossary entry. On the right side, there is a 'Search all' panel with a message: 'Your search is currently limited to a single product. Click 'Search all' to expand your search to all products.' and a 'SEARCH ALL' button. Below that is a 'Narrow by Type' panel with checkboxes for 'Documentation' (256), 'Glossary' (2), and 'Material' (1).

3. Use the filtering options in the right navigation pane to narrow the search by type.
4. If you do not see the information you want, click 'Search All' to locate the information in a different product space.
5. Click on the article you want to view.

Figures

1. Search.png
2. Search Result.png
3. Product search.PNG
4. Search Result Product.png

© Barracuda Networks Inc., 2020 The information contained within this document is confidential and proprietary to Barracuda Networks Inc. No portion of this document may be copied, distributed, publicized or used for other than internal documentary purposes without the written consent of an official representative of Barracuda Networks Inc. All specifications are subject to change without notice. Barracuda Networks Inc. assumes no responsibility for any inaccuracies in this document. Barracuda Networks Inc. reserves the right to change, modify, transfer, or otherwise revise this publication without notice.