

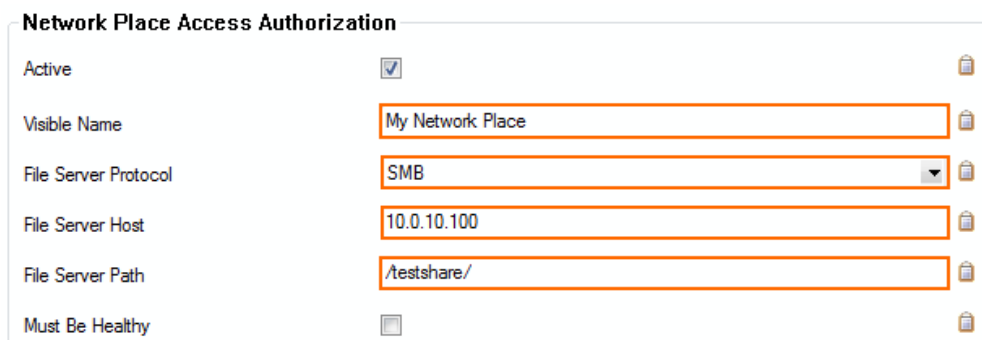
## How to Configure SSL VPN Network Places

<https://campus.barracuda.com/doc/73719108/>

Network places let you use the SSL VPN web interface to connect to an SMB file server in your network. You can upload, download, rename, move, and delete files on the share if you have the required user permissions. To use a network place, you need either CudaLaunch for Android or iOS.

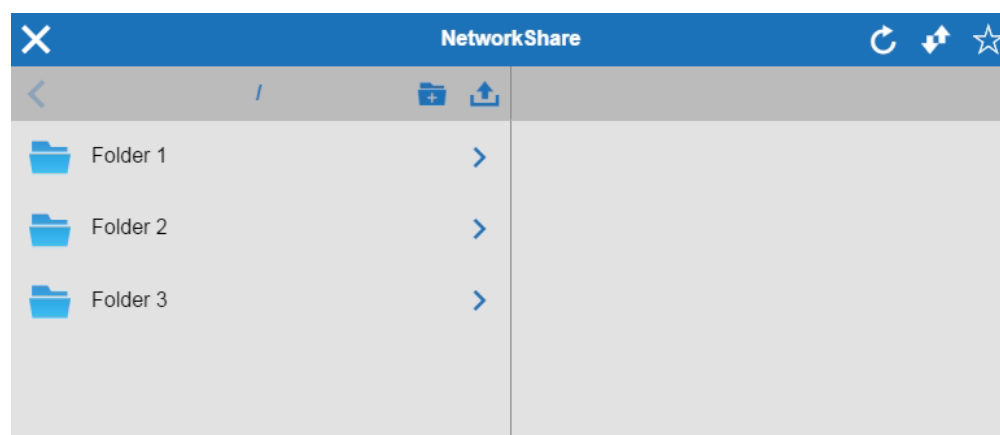
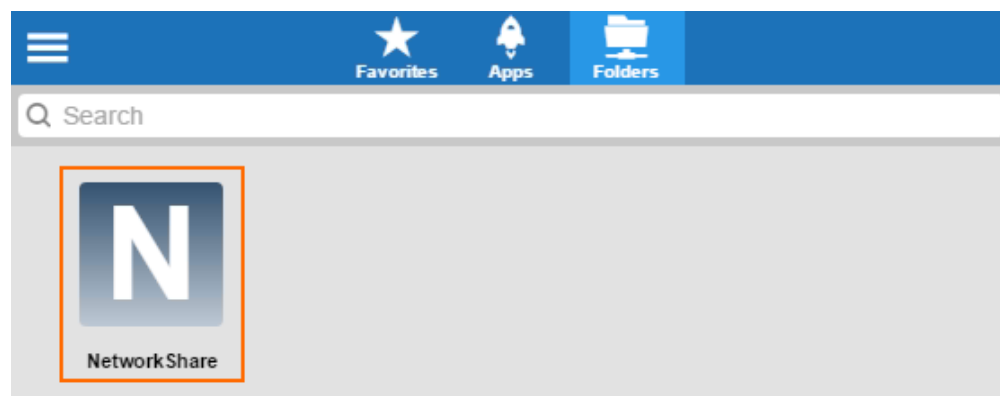
### Configure Network Places

1. Go to **CONFIGURATION > Configuration Tree > Box > Virtual Servers > your virtual server > Assigned Services > VPN-Service > SSL-VPN**.
2. In the left menu, select **Network Places**.
3. Click **Lock**.
4. Click **+** to add a network to the **Network Places** list. The **Network Places** window opens.
5. Enter a **Name** and click **OK**.
6. Enter the **Visible Name**. This is the name used in the web portal and CudaLaunch.
7. From the **File Server Protocol** list, select **SMB**.
8. Enter the hostname, FQDN, or IP address of the **File Server Host**.
9. Enter the **File Server Path**.



10. (optional) Check **Must be Healthy** if the Windows client has to pass a health check before launching the web forward. This setting requires a configured Access Monitor. For more information, see [The Barracuda Access Monitor](#).
11. (optional) To restrict access to the web forward by user group, replace the \* entry in the **Allowed User Groups** list. Click **+** to add new user groups.
12. (optional) Click **Ex/Import** to upload a custom icon.
13. Click **OK**.
14. Click **Send Changes** and **Activate**.

Click the network places app in the web portal to launch the file explorer.



## Figures

1. sslvpn\_network\_places\_01.png
2. network\_places\_app\_00.png
3. network\_places\_app\_01.png

© Barracuda Networks Inc., 2024 The information contained within this document is confidential and proprietary to Barracuda Networks Inc. No portion of this document may be copied, distributed, publicized or used for other than internal documentary purposes without the written consent of an official representative of Barracuda Networks Inc. All specifications are subject to change without notice. Barracuda Networks Inc. assumes no responsibility for any inaccuracies in this document. Barracuda Networks Inc. reserves the right to change, modify, transfer, or otherwise revise this publication without notice.