

## How to Enforce Safe Search in the Firewall

<https://campus.barracuda.com/doc/73719268/>

You can protect users behind a Barracuda CloudGen Firewall from undesired content in search results by enabling Safe Search for the access rule handling web traffic. The necessary parameters are automatically appended to the URL when the request is forwarded by the firewall to enforce SafeSearch. Safe Search is supported for Google, Bing, Yahoo and YouTube search engines.

### Limitations

- Safe Search relies on the supported search engines to honor and filter the search results. The firewall can enable this feature, but the execution is left up to the search engine.
- Safe Search is not enforced for mobile search apps.
- Safe Search is always set to **strict**.

### Before You Begin

- The **Feature Level** of the Forwarding Firewall must be **7.2** or higher.
- Enable Application Control. For more information, see [How to Enable Application Control](#).
- Enable SSL Inspection. For more information, see [How to Configure SSL Inspection in the Firewall](#).

### Create an Access Rule to Enforce Safe Search

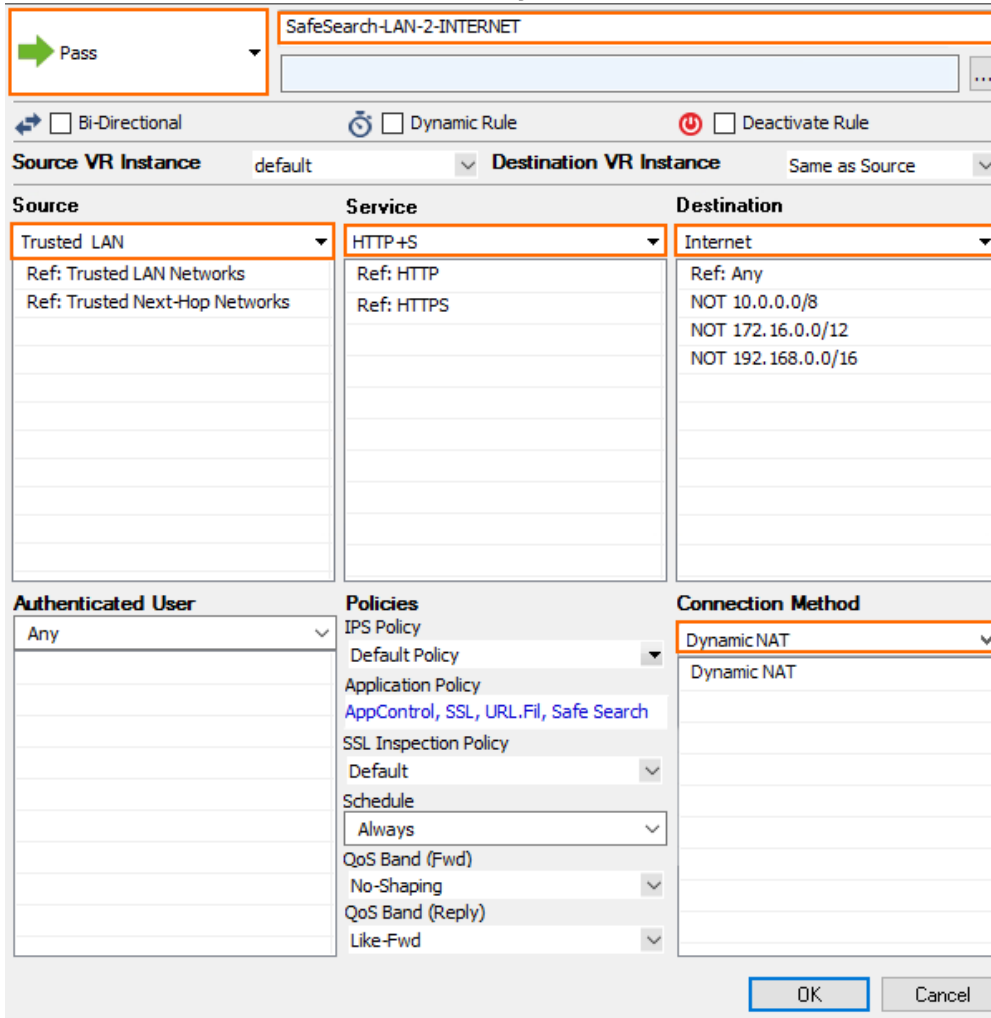
You can enforce the usage of Safe Search for all web traffic matching an access rule by enabling the Safe Search settings in the Application Control settings of the access rule.

1. Go to **CONFIGURATION > Configuration Tree > Box > Virtual Servers > your virtual server > Assigned Services > Firewall > Forwarding Rules**.
2. Click **Lock**.
3. Either click the plus icon (+) at the top right of the ruleset, or right-click the ruleset and select **New > Rule**.



4. Select **Pass** as the action.
5. Enter a **name** for the rule. For example, SafeSearch-LAN-2-INTERNET
6. Specify the following settings to match your web traffic:
  - **Source** - The source addresses of the traffic.
  - **Destination** - Select **Internet**.

- **Service** – Select **HTTP+S**.
- **Connection Method** – Select **Dynamic NAT**.



SafeSearch-LAN-2-INTERNET

Pass

Bi-Directional     Dynamic Rule     Deactivate Rule

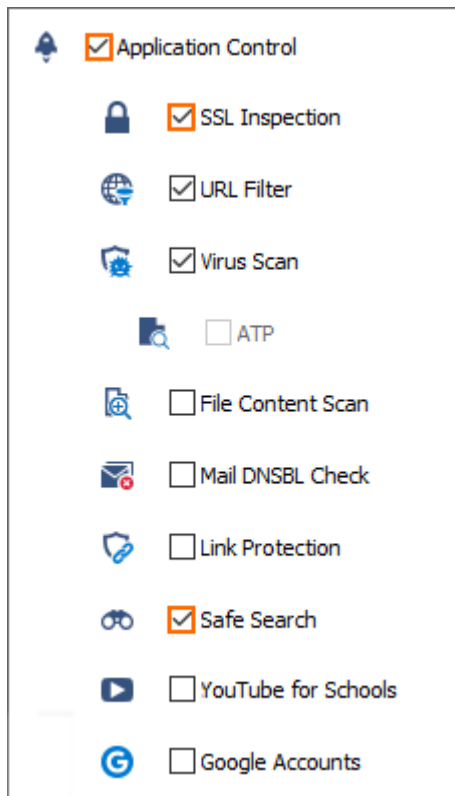
Source VR Instance: default    Destination VR Instance: Same as Source

Source	Service	Destination
Trusted LAN Ref: Trusted LAN Networks Ref: Trusted Next-Hop Networks	HTTP+S Ref: HTTP Ref: HTTPS	Internet Ref: Any NOT 10.0.0.0/8 NOT 172.16.0.0/12 NOT 192.168.0.0/16

Authenticated User	Policies	Connection Method
Any	IPS Policy Default Policy Application Policy <a href="#">AppControl, SSL, URL.Fil, Safe Search</a> SSL Inspection Policy Default Schedule Always QoS Band (Fwd) No-Shaping QoS Band (Reply) Like-Fwd	Dynamic NAT Dynamic NAT

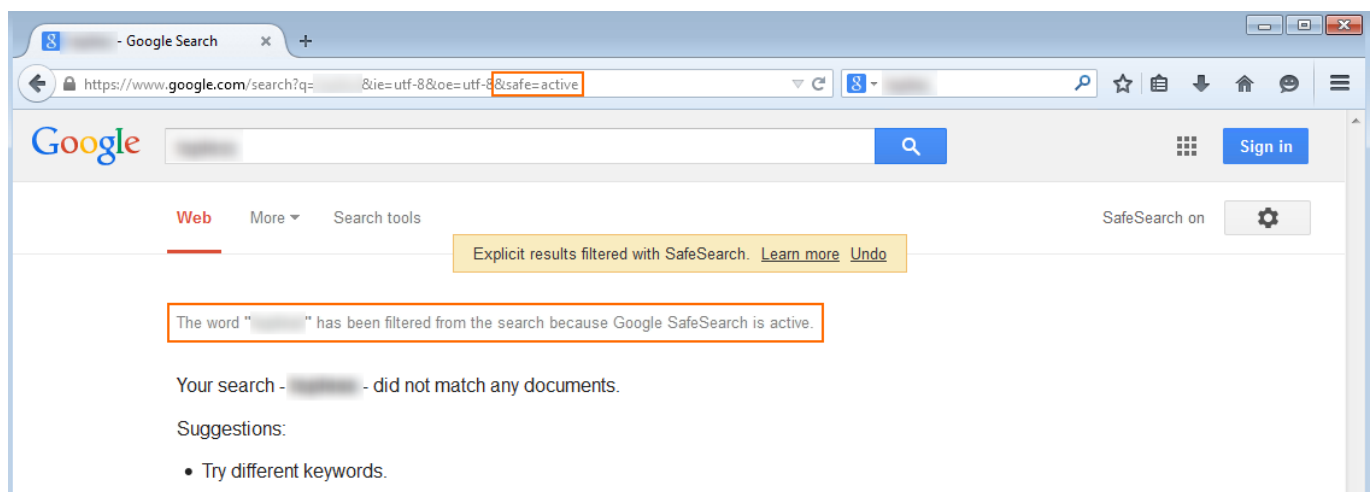
OK    Cancel

7. Click on the **Application Policy** link and select:
- **Application Control** – required.
  - **SSL Inspection** – Required for search provides which are available exclusively via HTTPS.
  - **URL Filter** – optional.
  - **Safe Search** – required.



8. If configured, select a policy from the **SSL Inspection Policy** drop-down list. For more information, see [How to Configure Outbound SSL Inspection](#).
9. (optional) Set additional matching criteria:
  - **Authenticated User** - For more information, see [User Objects](#).
  - **Schedule Object** - For more information, see [Schedule Objects](#).
10. Click **OK**.
11. Click **Send Changes** and **Activate**.

Every search query handled by this access rule now automatically enables the Safe Search feature of the search engine provider.



## **Disabling SafeSearch for YouTube**

---

In addition to removing the policy on the matching access rules, it is also necessary to clear the browser cache to remove the YouTube safe search cookie.

## Figures

1. FW\_Rule\_Add01.png
2. safe\_search01.png
3. safe\_search02.png
4. safe\_search03.png

© Barracuda Networks Inc., 2020 The information contained within this document is confidential and proprietary to Barracuda Networks Inc. No portion of this document may be copied, distributed, publicized or used for other than internal documentary purposes without the written consent of an official representative of Barracuda Networks Inc. All specifications are subject to change without notice. Barracuda Networks Inc. assumes no responsibility for any inaccuracies in this document. Barracuda Networks Inc. reserves the right to change, modify, transfer, or otherwise revise this publication without notice.