










DHCP Tab

<https://campus.barracuda.com/doc/73719563/>

The Barracuda Firewall Admin **DHCP** page allows you to view and modify real-time lease and IP-range information for the DHCP service, when configured. You can also manually delete inactive and relayed leases. To access the **DHCP** page, click the **DHCP** tab in the ribbon bar.

DASHBOARD CONFIGURATION CONTROL FIREWALL ATP NETWORK ACCESS CLIENT VPN DHCP LOGS STATISTICS EVENTS SSH						
0 Leases in 1 Ranges (0.0% Load)		Delete all Leases in Range		Open DHCP Config		
Name	IP-Address	Start	End	Relay-ID	Hardware-Address	Hardware-Type
 10.0.20.100 - 10.0.20.100	0 Leases - 0.0% used	10.0.20.100	10.0.20.100			
 10.0.20.100 - 10.0.20.110	7 Leases - 63.6% used	10.0.20.100	10.0.20.110			
 10.0.20.106					00:1b:a9:85:ac:d6	ethernet
 Workstation-PC	10.0.20.103	10.04.2013 05:33:57	10.04.2013 17:33:57		54:04:a6:42:aa:1c	ethernet
 10.0.20.101 - 10.0.20.101	0 Leases - 0.0% used	10.0.20.101	10.0.20.101			
 10.0.20.102 - 10.0.20.102	0 Leases - 0.0% used	10.0.20.102	10.0.20.102			
 10.0.20.104 - 10.0.20.104	0 Leases - 0.0% used	10.0.20.104	10.0.20.104			
 10.0.20.106 - 10.0.20.106	0 Leases - 0.0% used	10.0.20.106	10.0.20.106			
 10.0.20.108 - 10.0.20.108	0 Leases - 0.0% used	10.0.20.108	10.0.20.108			

Lease Information

The table on the **DHCP** page displays information about lease ranges, single leases, and lease reservations.

The table is divided into the following columns:

- **Name** - Displays the start and end IP address of the range. In addition, the lease consumption of the range is specified by the corresponding icon (from low... to high...)
 - **Green square** - Indicates that client is up and running (ARPable).
 - **Yellow square** - Indicates that client is relayed (not ARPable).
 - **Red square** - Indicates that no client is listening on this IP address.
- **IP-Address** - Displays the exact number of leases currently in use in this range and the current lease consumption in this range (in percent).
- **Start** - Displays the time of lease assignment in the following format: dd/mm/yyyy hh:mm:ss
- **End** - Displays the time when the client must renew the lease. The time is displayed in the following format: dd/mm/yyyy hh:mm:ss
- **Relay-ID** - If available, this column provides the client's relaying interface.
- **Hardware-Address** - Displays the client's MAC address.
- **Hardware-Type** - Displays the client's interface type (Ethernet).

To filter the entries, click the **Filter** icon in the top right of the page and specify the filter criteria.

Actions

The **DHCP** page also allows you to manually delete inactive and relayed leases and leased ranges. Click **Delete Lease** or **Delete all Leases in Range**. To refresh the display, click **Refresh**.

When a relayed lease gets deleted, duplicate IP addresses can be created if the lease is assigned twice.

To access the DHCP configuration from the **DHCP** page, click the **Open DHCP Config** icon in the top right of the page.

Figures

1. DHCP_tab_01.png

© Barracuda Networks Inc., 2019 The information contained within this document is confidential and proprietary to Barracuda Networks Inc. No portion of this document may be copied, distributed, publicized or used for other than internal documentary purposes without the written consent of an official representative of Barracuda Networks Inc. All specifications are subject to change without notice. Barracuda Networks Inc. assumes no responsibility for any inaccuracies in this document. Barracuda Networks Inc. reserves the right to change, modify, transfer, or otherwise revise this publication without notice.