

Enroll your Mobile Device for use Time-Based One-Time Passwords (TOTP)

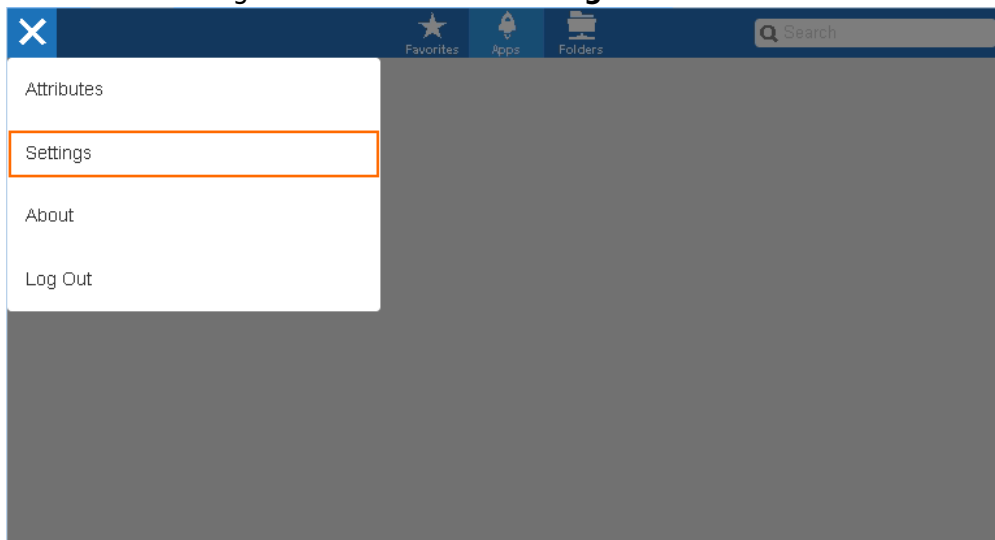
<https://campus.barracuda.com/doc/79462682/>

To enroll your device install both CudaLaunch and Time-Based One-Time Passwords (TOTP) compatible apps on your mobile device. You can link your device and the TOTP app by completing the 2 step-enrollment process:

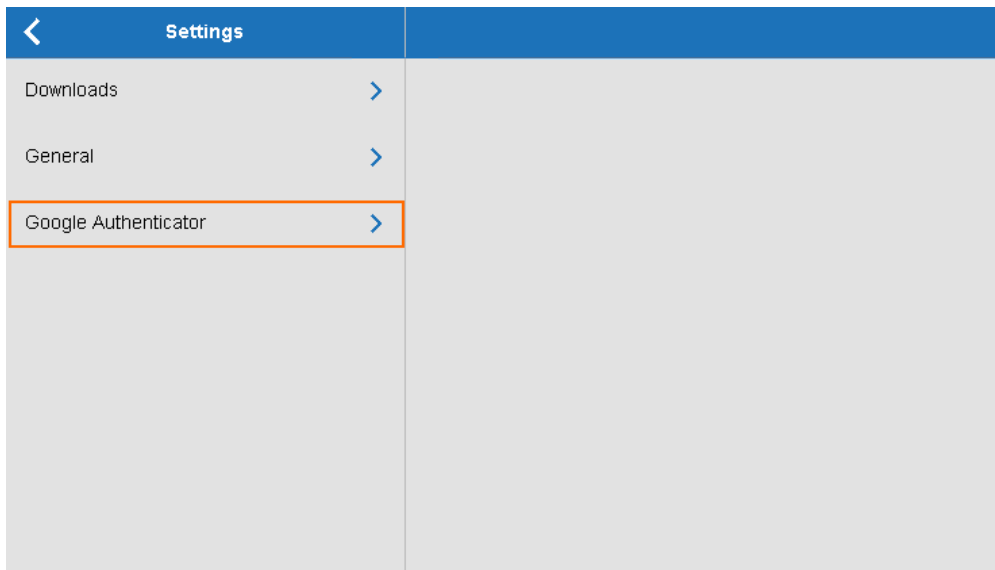
1. Log into CudaLaunch or the SSL VPN web portal to scan the offered QR code.
2. Enter the verification code to finish enrolling your device.

Enroll a Mobile Device

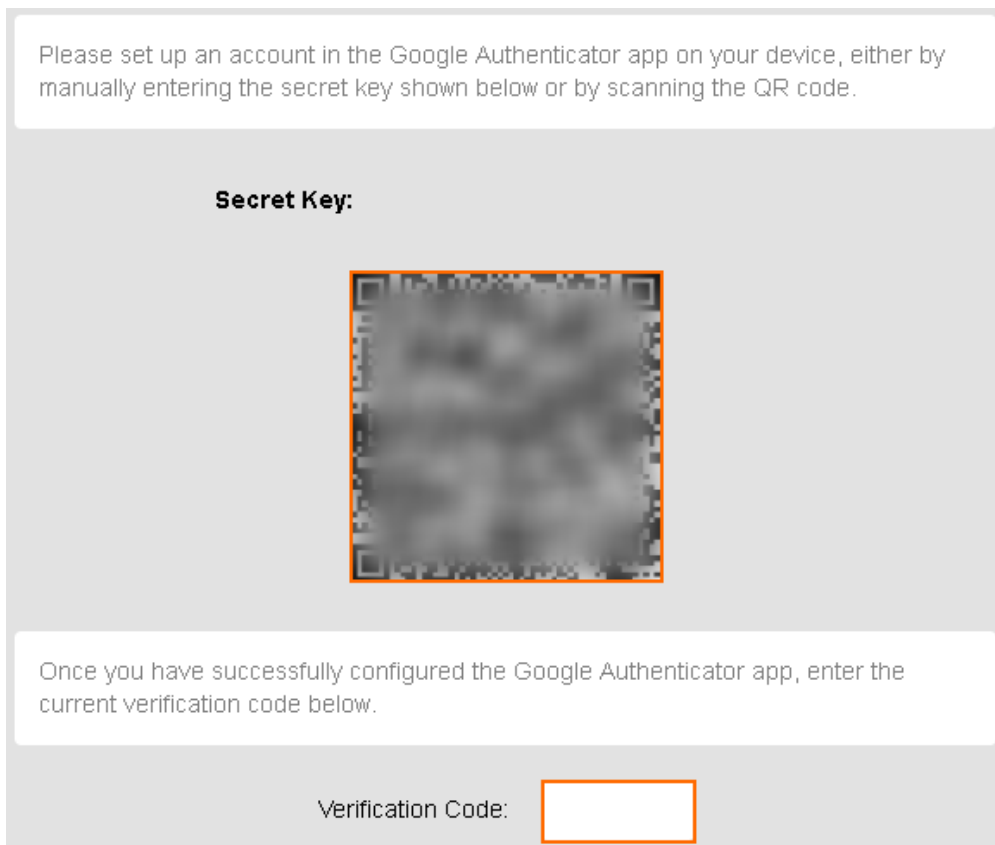
1. Log into the SSL VPN or CudaLaunch without using TOTP authenticators.
2. Click the hamburger menu and click **Settings**.




3. Click **Google Authenticator**.



4. Enroll your device by scanning the QR code with your mobile device.
5. Enter the **Verification Code**.



Your TOTP app is now linked with Google Authentication on the CloudGen Firewall. If configured by your firewall admin you can now use the 6 digit TOTP codes for the SSL VPN web portal and CudaLaunch.



Barracuda | CloudGen Firewall

Login

Login

Welcome to the SSL VPN portal page.
From here you can get access to the applications
and resources that have been assigned to you by
your IT administrator.

Figures

1. sslvpn_portal_settings_00.png
2. sslvpn_portal_googleauth_00.png
3. google_auth_enrollment.png
4. select_google_auth_login_policy_MFA.png

© Barracuda Networks Inc., 2019 The information contained within this document is confidential and proprietary to Barracuda Networks Inc. No portion of this document may be copied, distributed, publicized or used for other than internal documentary purposes without the written consent of an official representative of Barracuda Networks Inc. All specifications are subject to change without notice. Barracuda Networks Inc. assumes no responsibility for any inaccuracies in this document. Barracuda Networks Inc. reserves the right to change, modify, transfer, or otherwise revise this publication without notice.