

Step 4: Look at the Assets

<https://campus.barracuda.com/doc/84313076/>

Background

Now you can make note of what assets are available in the site and determine how to organize the devices.

View a Summary of Assets Use the Managed Windows Inventory views to see assets by site. You can get a quick view of the Windows-based hardware, operating systems, applications and other information about each site. You can then drill down to the actual devices to see more detail.

Tip: Assets with the largest numbers are the most likely candidates for monitoring groups.

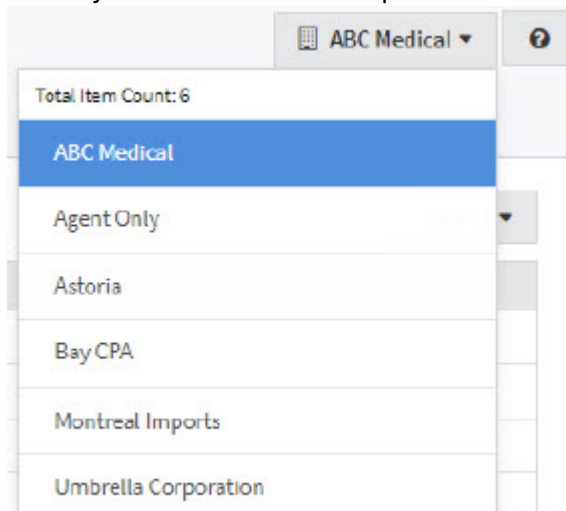
View Device Details Use the Device Overview to dive into details about a specific device.

Try This—Looking at Assets

Now that you have addressed any onboarding issues, you can have a look at the assets available to group and monitor.

View a summary of assets

1. In Service Center, click **Site Management > Windows Inventory**.
2. Select your site from the dropdown list at the top right of the page.



3. Browse through the tabs to see the different types of inventory.

Site Management / Windows Inventory

Managed Windows Inventory

ABC Medical ▼


0/S CPU Hard Drives Memory Video Cards Sound Cards Monitors Applications Services Patches

Total Count: 6 Export ▼


COUNT	OPERATING SYSTEM
▶ 3	Microsoft Windows Server 2008 R2 Standard
▶ 1	Microsoft Windows 7 Enterprise N
▶ 1	Microsoft Windows 8.1
▶ 1	Microsoft Windows Server 2008 R2 Enterprise


View details about a device


1. In Service Center, click **Status > Devices**.
2. Select your site's name from the **Site** list.
3. Click the device name

Device 




ABC Medical ▼ ABCMED0801 ▼ ⓘ

STATUS
 Up

ACTIVE ALERTS
 1

ACTIVE TICKETS
 0

LAST BOOT TIME
8 days

Identification
Device Name:  ABCMED0801
Description: Microsoft Windows Server 2008 R2 Standard Desktop 
Operating System: Microsoft Windows Server 2008 R2 Standard
Form Factor: Desktop
Manufacturer: Microsoft Corporation
Model: Virtual Machine
Date Discovered: 5/5/2015 2:24:37 PM
Alias: No alias specified. 
System Name: ABCMED0801

Operating System
Name: Microsoft Windows Server 2008 R2 Standard
Version: 6.1.7601
Service Pack: Service Pack 1
Architecture: 64-bit
Language: en-US - English (United States)
Last Logged In User: jplager
Current Console User: ABCMEDICAL\jplager

Summary
Overview
Device Alerts
System Log Viewer
Avast Antivirus
Management
Monitors
Patch Management
Power Management
Automation Calendar
Remote Control
Remote Tools
Remote History
Maintenance History
Inventory Details
Hardware
Operating System

4. Click **Software** on the right sidebar to see the software on this device.

What's Next?

Now that you have an idea of the device and asset inventory, it's time to start monitoring.

Figures

1. Step 3 - 4.png
2. Step 3 - 5.png
3. Step 3 - 6.png

© Barracuda Networks Inc., 2024 The information contained within this document is confidential and proprietary to Barracuda Networks Inc. No portion of this document may be copied, distributed, publicized or used for other than internal documentary purposes without the written consent of an official representative of Barracuda Networks Inc. All specifications are subject to change without notice. Barracuda Networks Inc. assumes no responsibility for any inaccuracies in this document. Barracuda Networks Inc. reserves the right to change, modify, transfer, or otherwise revise this publication without notice.